



Arkansas

Child Development and Early Learning Standards: Birth through 60 Months

Shared expectations for what children typically know, understand, and are able to do at different ages of early childhood

April 2016



April 2016

Dear Arkansas Early Childhood Education Professional,

We are excited to present an important new resource for the state's early childhood community, the *Arkansas Child Development and Early Learning Standards: Birth through 60 Months*. Arkansas is a state that believes in the unlimited potential of its children, and this document will help early childhood professionals to support our youngest children in reaching their full potential in school and in life. Years of brain development research show that the quality of a child's early environments, including the quality of early care and education they experience, profoundly influences how the brain "wires" to provide either a strong or weak foundation for future learning and success. This document uses the most recent research to support early childhood professionals in promoting positive interactions and environments for our youngest children. As a result, the state will benefit for years to come.

The document represents the work of many dedicated education professionals, parents, and national experts. It recognizes the groundbreaking work of early childhood education pioneers in Arkansas who developed standards for young children early on in the history of early learning standards, including the *Arkansas Early Childhood Education Framework* and the *Arkansas Framework for Infant and Toddler Care*. This new document brings together these previous standards that were divided by age into one birth-through-60-month continuum. Many early care and education programs serve children across this age span. To see child development across a continuum presented in a developmentally and culturally appropriate way is helpful as young children transition from one developmental stage to another. These standards also vertically align with the kindergarten language arts and math standards to support the transition from early childhood into K-12 education.

If you are working with children from birth-through-60-months of age, we encourage you to use these standards. The Division of Child Care and Early Childhood Education will continue to provide funding for training on the new standards as well as other supports for programs and families as we move forward.

We would like to thank the W.K. Kellogg Foundation for recognizing the early childhood work in our state and funding this effort, and all of you for the work you do each day to educate and support our youngest citizens!

Sincerely,



Tonya Williams
Director
Division of Child Care
and Early Childhood Education



Jacqueline Govan
Director
Arkansas Head Start State
Collaboration Office

Acknowledgements	2	Overview of the Standards	14
Introduction	4	Social and Emotional Development.....	16
Development process.....	4	Cognitive Development.....	24
Definition of child development and early learning standards	5	Physical Development and Health	34
Guiding principles	6	Language Development.....	45
Importance of Prenatal Care	9	Emergent Literacy.....	52
Organization of the standards	10	Mathematical Thinking.....	60
Age ranges	10	Science and Technology.....	68
Domains of development and learning.....	10	Social Studies	76
Domain components	10	Creativity and Aesthetics	80
Learning goals.....	10	Appendix: Overview of the Standards with Strands	84
Strands.....	10		
Indicators.....	10		
Reading and using the standards	11		
How the standards should be used	12		
How the standards fit into Arkansas's system of early care and education.....	13		

The Arkansas Child Development and Early Learning Standards: Birth through 60 Months was developed through a grant from the W.K. Kellogg Foundation. It is important to recognize Joelle-Jude Fontaine, the state's Program Officer at the Foundation, who has been a supportive and encouraging partner throughout the development of not only these standards, but also the state's family engagement and kindergarten entry screening initiatives.

The standards were created through the hard work of a number of passionate and dedicated early childhood professionals. Jackie Govan, the Arkansas Head

Start State Collaboration Director, led the development effort, ensuring that the project stayed on track, that the input of the Arkansas Child Development and Early Learning Standards Committee was appropriately incorporated into the document, and that the opinions and perspectives of the broader early childhood stakeholder community in Arkansas were well represented. Tonya Williams, Director of the Division of Child Care and Early Childhood Education [DCCECE], and her staff provided valuable input from the state agency perspective throughout the process.

Arkansas Child Development and Early Learning Standards Committee

The Arkansas Child Development and Early Learning Standards Committee guided the development of the standards by providing substantive input, editorial advice, and historical context. The Committee members were:

Kathi Bergman, Child Development Manager
Black River Area Development Corporation

Dot Brown, President
Early Childhood Services, Inc.

Janice Carter, Program Coordinator
Arkansas State University Childhood Services

Anarella Cellitti, Associate Professor
University of Arkansas at Little Rock

Charlie Conklin, Executive Director
Arkansas Kids Read of Central Arkansas

Diana Courson, Associate Director
Arkansas State University Childhood Services

Paige Cox, Professional Development Administrator
Division of Child Care/Early Childhood Education

Pam Draper, Head Start Director
Cleveland County School District Head Start

Angela Duran, Campaign Director
Arkansas Grade Level Reading Campaign

Jody Veit-Edrington, Coordinator of Early Childhood
North Little Rock School District

Jacqueline Govan, Director
Arkansas Head Start State Collaboration Office

Yvonne Greene, 619 Coordinator
Arkansas Department of Education

Joanna Grymes, Associate Professor of Early Childhood Education
Arkansas State University

Jackie Hale, State Parent Coordinator
Arkansas Head Start State Collaboration Office

Shelli Henehan, Assistant Professor and Director of Early Childhood/Preschool Programs
University of Arkansas at Fort Smith

Woodie Sue Herlein, School Age Program Coordinator
Arkansas State University Childhood Services

Deniece Honeycutt, Assistant Director—Early Care and Education Projects
University of Arkansas

Robin C. Jones, Training Advisor
University of Arkansas

Debbie Malone, Program Coordinator
Child Care Aware, River Valley

Kathy Pillow Price, Director
Arkansas Home Visiting Network

**Brenda Reynolds, Welcome the Children
Project Director**

Partners for Inclusive Communities, University of Arkansas

Amy Rountt, Early Childhood Education Specialist
Arkansas Educational Television Network

Beverly C. Wright, Adjunct Instructor
University of Arkansas at Little Rock

Expert Reviewers

The development of the standards included a review by national experts knowledgeable in different areas of child development and learning and different populations of children. The expert review significantly improved the quality of the final standards. The expert reviewers were:

Clancy Blair, Ph.D., Professor of Cognitive Psychology

Department of Applied Psychology,
Steinhardt School of Culture, Education, and Human Development
New York University

Douglas Clements, Ph.D., Executive Director and Professor

Marsico Institute for Early Learning and Literacy
Kennedy Endowed Chair in Early Childhood Learning
Morgridge College of Education
University of Denver

Nikki Darling-Kuria, M.A., Program Manager

ZERO TO THREE
The National Center for Infants, Toddlers and Families

Linda Espinosa, Ph.D., Professor of Early Childhood Education (Ret.)

University of Missouri, Columbia

Daryl Greenfield, Ph.D., Professor

Psychology & Pediatrics
University of Miami

Kathleen Hebbeler, Ph.D., Program Manager

Center for Education and Human Services
SRI International

Marilou Hyson, Ph.D., Consultant and Adjunct Professor

College of Education and Human Development
University of Massachusetts-Boston

Linda Platas, Ph.D., Assistant Professor

Department of Child and Adolescent Development
San Francisco State University

Steve Sanders, Ed.D., Professor and Assistant Chair

Department of Teaching and Learning
University of South Florida

Thomas Schultz, Ph.D., Project Director

Early Childhood Initiatives at the Council of Chief State School Officers

Consultant Partners

Finally, Jeffrey Capizzano and Dr. Kelly Etter of the Policy Equity Group, LLC worked to develop and revise numerous drafts of the standards under the Committee's direction.



THE **POLICY EQUITY** GROUP
EMPOWERING THE SOCIALLY CONSCIOUS

The first five years of life is a period of rapid and intense development. Research has found that during this time, children build critical foundational skills that profoundly influence their later health, ability to learn, social relationships, and overall success. High-quality early childhood environments—whether they be in a child’s home; in the care of a family member, friend, or neighbor; with a family child care provider, or in an early learning program—are critical to supporting child development and learning. A foundational aspect of a high-quality early learning environment is an early childhood professional’s clear understanding of child development and learning. With this knowledge, an early childhood professional knows where children are developmentally, can build on their skills to support new development and learning, and, when necessary, identify areas of potential developmental delay.

Child development and early learning standards support awareness and knowledge of how children develop and learn. Standards create a common understanding of child development and learning and provide those who work with young children a guide to the progression that takes place over time across all of a child’s critical domains of development and learning. Given the important role standards play in promoting high-quality care, Arkansas has used the latest research in the early childhood field to create a new set of child development and early learning standards to support the state’s early childhood community.

Historically, Arkansas has been a pioneer and leader in developing and implementing high-quality child development and early learning standards. The *Arkansas Early Childhood Education Framework*, the state’s standards for three- and four-year-olds, is over 20 years old. When these standards were first developed in 1995, Arkansas was one of only ten states to have a document outlining expectations for children’s development and learning prior to kindergarten entry. Similarly, Arkansas led the nation in the development of infant and toddler standards, publishing the *Arkansas Framework for Infant and Toddler Care* in 2002. The publication of this document, which included companion strategies and activities for early childhood educators, made Arkansas the first state in the country to develop early learning standards for infants and toddlers.¹

The Arkansas Child Development and Early Learning Standards: Birth through 60 Months represents the next generation of Arkansas’s child development and early learning standards. The new document combines and expands the state’s two previous sets of standards to create a seamless birth-through-60 month progression. This new format is designed to ensure a strong alignment between the standards for infants and toddlers and those for older children. Equally important, the progression allows infant and toddler early childhood professionals to see more clearly how they are building the foundational skills upon which later skills are developed and acquired. It allows early childhood professionals who work with three- and four-year-olds to understand where children are developmentally, how they got there, and where they are going. The progression also allows teachers of children with developmental delays to know where they are developmentally and what should be expected in the next stage of development.

The new standards draw on the latest research in child development and learning, including emerging research in the area of executive function. They are also responsive to Arkansas’s changing demographics, particularly the growing number of children who are dual language learners. The standards work to be culturally and linguistically appropriate and include developmental progressions that show the process by which children who are dual language learners learn to understand and speak English.

Development process

The process for developing the new standards brought together Arkansas early childhood stakeholders to agree on common expectations of development and learning for all children—those who are typically developing, children with disabilities, dual language learners, and other children with high needs—and for all program types including Head Start, Arkansas Better Chance, center- and home-based child care, and home visiting programs. Accordingly, the first step in the development process was to create the Arkansas Child Development and Early Learning Standards Committee consisting of state agency staff, the higher education community, early childhood advocates, practitioners, and the state’s early childhood experts. The Committee was designed to represent all of the state’s early childhood perspectives and the diversity of children and programs in the state.



¹ Scott-Little, C., Kagan, S. L., Frelow, V. S., & Reid, J. [2008]. *Inside the Content of Infant-Toddler Early Learning Guidelines: Results from Analyses, Issues to Consider, and Recommendations*. University of North Carolina-Greensboro and Teachers College, Columbia University. Retrieved from: <http://www.uncg.edu/hdf/facultystaff/ScottLittle/FINAL/20FuLL/20REPO RT/20-/202.28.08.pdf>

The Committee used the *Arkansas Framework for Infant and Toddler Care* and the *Arkansas Early Childhood Education Framework Handbook for Three and Four Year Old Children* as a point of departure for the new standards. The two documents were aligned and combined into one progression of development and learning birth through 60 months. Over the course of more than a year, the Committee established guiding principles for the new standards, reviewed and revised the areas of the development and learning, established a new format, reviewed early childhood research, and revised each standard.

To ensure the broadest stakeholder input possible, a statewide webinar was conducted to inform stakeholders of the revisions and to seek input. Five community meetings were held across the state to obtain input on an early partial draft of the standards, and the public input was incorporated into the development of the full draft.

After a full draft was completed, it was submitted to a group of national experts for review. This group included experts who had experience creating early development and learning standards, experts in each domain of development and

learning, as well as experts focused on special populations of children including children who are dual language learners and children with disabilities.

The standards were then revised using the input of the national experts, and ultimately approved by the Arkansas Early Childhood Commission.

Definition of child development and early learning standards

The *Arkansas Child Development and Early Learning Standards* provide a set of common expectations for what children typically know, understand, and are able to do at different ages in early childhood. The standards are research-based; culturally and linguistically appropriate; comprehensive; and are written with the understanding that children reach developmental milestones at different times. The standards are to be used to assist in developing age-appropriate learning goals for children, to support developmentally appropriate curriculum and assessment, and to outline a progression of development and learning that supports success in school and in life.

Guiding principles

At the onset of the development process, the Arkansas Child Development and Early Learning Standards Committee established a set of guiding principles that informed the development of the standards. These principles are:

The foundations of early development and learning begin before birth. During the prenatal and early childhood period, children’s brains and bodies are constantly gathering information about the world in which they will live. During this time, children receive signals that indicate if their immediate surroundings will be dangerous or secure, rich or deficient in food, and whether they can rely on others to protect them and meet their needs. This information forms the blueprint for the development of key biological systems and brain architecture that sets the course for later outcomes.

Families are children’s first and most influential teachers. Children’s relationships with their primary caregivers are central to development and learning. Families are a constant presence in the lives of most children, bridging all other care and educational experiences from birth through high school. When strong, collaborative partnerships exist among families and early care and education programs, children experience better outcomes, families are better able to engage in their children’s education, programs are able to meet the needs of children and families, and communities are unified by a shared responsibility to nurture and educate the next generation.

Child development and learning unfold within each child’s specific social and cultural context. The key elements of development and learning are products of children’s interactions with their environment, including their social experiences and cultural context. Home and community environments influence how children think and speak, what they value and believe, and how they interact and develop relationships.² The values and expectations of families from different social and cultural contexts must be reflected in the development and implementation of the child development and early learning standards. Accordingly, the standards are a shared vision for children that reflect and honor variations in cultural values and learning, while creating progressions of development and learning goals for *all* children.

All areas of development and learning are equally important and influence a child’s school readiness and life success. Although early childhood professionals often refer to distinct domains of development and learning, these domains are interrelated and overlapping. Development in one area can affect other areas. For example, early math skills have been found to predict later reading skills,³ children’s self-regulation and physical well-being affect their ability to engage in learning,⁴ and early social-emotional development has been linked to later health outcomes.⁵ All of the domains highlighted in the *Arkansas Child Development and Early Learning Standards* were chosen because they are the developmental building blocks for the skills, knowledge, dispositions, and emotional and physical well-being that children need to be successful in school and in life.

² National Center for Cultural Competence. [2004]. Planning for cultural and linguistic competence in systems of care...for children & youth with social-emotional and behavioral disorders and their families. Washington, DC: National Center for Cultural Competence, Georgetown University Center for Child and Human Development. Online: http://www11.georgetown.edu/research/gucchd/NCCC/documents/SOC_Checklist.pdf.

³ Duncan, G. J., Dowsett, C. J., Claessens, A., Magnuson, K., Huston, A. C., Klebanov, P., . . . Japel, C. [2007]. School readiness and later achievement. *Developmental Psychology*, *43*, 1428–1466. doi:10.1037/0012-1649.43.6.1428

⁴ Blair, C., & R.P. Razza. [2007]. Relating effortful control, executive function, and false belief understanding to emerging math and literacy ability in kindergarten. *Child Development* *78* (2), 647–63.

⁵ Basch, C. E. [2010]. Healthier students are better learners: A missing link in school reforms to close the achievement gap. New York: Campaign for Educational Equity, Teachers College, Columbia University.

Early learning standards should be grounded in the science of child development and early learning. Decades of research on child development and early learning have provided the field with a strong understanding of the ways in which development and learning typically unfold. Developmental science indicates that learning typically follows a sequence that builds on simple knowledge and skills, moving toward greater complexity. The research literature also provides the field with reasonable expectations for what children should know and be able to do at different ages. The *Arkansas Child Development and Early Learning Standards: Birth through 60 Months* rely on this research and represent the areas of development and learning that are foundational and most predictive of children’s later success and well-being.

Children’s learning happens through the active, playful exploration of their environment and participation in meaningful interactions with others. Children’s learning in early childhood happens in an integrated way throughout the day, unlike later educational experiences that become more specialized through subject-specific classes. Sociodramatic play, for example, can promote children’s language development, emergent math and literacy skills, and capacity for self-regulation. Similarly, engaging in science learning, such as exploring the properties of objects (physical science) or building with blocks (engineering), will help support mathematics, language, and cognitive development. Children learn through play, social interaction, and structured activities that focus on building key school readiness skills and knowledge.

Children learn in a variety of ways and develop at varying rates. Children will meet the expectations outlined in the standards at different times, and teaching should be individualized to meet children where they are to move them forward. Development and learning tend to follow a similar progression for most children, and the field has developed research-based expectations for where most children typically are developmentally at a given age. However, individual children can vary in their rates of development, and even the same child is likely to have different rates of growth and progress across developmental domains. Because all children are unique individuals with distinct learning needs and abilities, it is important to tailor learning opportunities to accommodate their differences and interests while challenging them at an appropriate level.

Children can demonstrate mastery of the standards in a variety of ways. Children can show evidence of their developmental progress in many ways. Accordingly, early childhood should offer a variety of ways for children to demonstrate what they understand and can do, while accommodating a range of child interests, preferences, home languages, and ability levels. For example, verbally counting objects in a home language demonstrates underlying mathematics ability. Similarly, a child may demonstrate greater capacity for attention and engagement in activities that focus on a particular area of interest. The standards also recognize that some children may need adaptive or assistive technology in order to demonstrate knowledge and skills and to participate in learning experiences that promote their progress.

Early development and learning standards are not a curriculum or assessment, but provide the areas of and expectations for development and learning to which curricula and assessments must align. Child development and early learning standards represent the destinations on the development roadmap, articulating shared expectations for what young children typically know and typically able to do at different ages. The standards illustrate the milestones teachers and parents should expect at various points during a child’s developmental journey and the learning goals they should be working toward with a child. The curriculum provides the route to reach these destinations, and the assessment system measures how far the child has progressed and the knowledge and skills needed to reach the next milestone. Ideally, programs should select curricula and assessments that work in conjunction with the standards:

- standards show where children need to go,
- curricula provide the teaching tools and content to drive children’s development forward, and
- assessments measure children’s progress and help teachers modify their teaching strategies accordingly.

Children develop and learn best in environments that are psychologically and physically safe and that foster strong relationships between caring adults and children. Children's development unfolds within the context of relationships. When children trust that adults will keep them safe and meet their needs, they can devote their full attention and resources to key developmental tasks such as exploration and learning. Children thrive through relationships that are built from a pattern of interactions in which their caregivers are sensitive and responsive to children's needs, value children's perspectives, provide children with choices, are not overly controlling, and promote children's sense of safety and stability.

Early development and learning standards should be central to the state's early childhood professional development and higher education systems and a range of supports should be provided to facilitate teachers' understanding and use of the standards. Teachers' understanding and implementation of child development and early learning standards ranges along a continuum, from a beginning-level to a high-level of knowledge, experience, and practice. Thus, it is important to provide supports and resources that foster teachers' increasing understanding of the basic content of the standards; how to use standards in conjunction with curriculum, assessment, and family engagement practices; and implementing for outcomes.

The Importance of Prenatal Care

Throughout pregnancy, an unborn child is preparing for the world into which he or she will be born. Through the actions, behaviors, and even stress levels of expectant mothers, unborn children receive signals about what the outside world is like. Is it a world of stress and limited food? Is it a world where needs will be reliably met? Research has found that what unborn children experience during pregnancy can profoundly impact their health and learning after birth and throughout adulthood. For example, children whose mothers are malnourished during pregnancy tend to develop lower metabolisms to prepare for a world in which they believe food will be scarce. Even if the child is well-nourished after birth, the child's metabolism remains low, increasing the child's risk of developing health problems such as diabetes and obesity.ⁱ This example illustrates why prenatal care and nutrition are so important to children's development and learning. Indeed, children born to mothers who do not receive prenatal care are three times more likely to be born at a low birth weight and are five times more likely to die at birth than those whose mothers received prenatal care.ⁱⁱ

The Maternal and Child Health Bureau has identified five key elements to good prenatal and postnatal care. These are:

1. See a doctor or other health care provider from the start of your pregnancy.
2. Don't drink alcohol, smoke cigarettes, or take drugs.
3. Eat healthy foods, including fruits, vegetables, low-fat milk, eggs, cheese, and grains.
4. Take good care of your health and exercise sensibly.
5. Have your baby checked by a doctor or health care provider right after birth and throughout childhood.

In addition, emerging research has identified a relationship between high levels of prolonged maternal stress during pregnancy and negative birth outcomes like pre-term delivery, low birth weight, and developmental delays.ⁱⁱⁱ Accordingly, it is impor-

tant, to the extent possible, to minimize stress during pregnancy and that mothers receive adequate supports for their own mental health, emotional well-being, and the financial stability of their family. For more information on prenatal care and potential supports in Arkansas, please see:

Arkansas Pregnancy Resource Center

501-227-HELP

<http://www.pregnancylittlerock.com/>

Arkansas Department of Health Maternity Program

<http://www.healthy.arkansas.gov/programsServices/familyHealth/WomensHealth/Pages/MaternityProgram.aspx>

AdoptionServices.org

<http://www.adoptionervices.org/pregnancy/index.htm>

Birth Mother Assistance

1-800-943-0400

http://www.birthmotherassistance.com/birth_mother/birth_mother_arkansas.htm

Pregnancy Resource Center of Jonesboro Arkansas

1-870-932-6644

<http://www.jonesboroprc.com/>

Baptist Health Community Wellness Center – Heaven's Loft

501-202-3333

<https://www.baptist-health.com/location/baptist-health-community-wellness-center-heavens-loft-heavens-loft>

Paces, Inc. of Jonesboro

<http://www.paces4parents.org/home.php> -

ⁱ Barker, D. J. [1990]. The fetal and infant origins of adult disease. *British Medical Journal*, 301: 1111. doi: <http://dx.doi.org/10.1136/bmj.301.6761.111>

ⁱⁱ Maternal and Child Health Bureau. [2015]. *Prenatal services: Did you know...* Health Resources and Services Administration: Washington, D.C. Retrieved from <http://mchb.hrsa.gov/programs/womeninfants/prenatal.html>

ⁱⁱⁱ See, for example, Garro, N. [2015]. "Stress and Pregnancy". Issue Brief: March of Dimes. Retrieved from <http://www.marchofdimes.org/materials/Maternal-Stress-Issue-Brief-January2015.pdf>.

Organization of the standards

Early development and learning is complex and interrelated, resulting in many potential ways to discuss and describe phases of development and learning. To make this complexity more manageable, the birth-through-60 month age span is divided into five age ranges and the standards are organized into progressively smaller groupings of content.

Age ranges. The birth-through-60 month continuum of development and learning is divided into five age ranges. These categories are:

Birth through 8 months

9 through 18 months

19 through 36 months

37 through 48 months, and

49 through 60 months

Domains of development and learning. Referred to as “Learning Strands” in earlier versions of the Arkansas standards, a domain is a broad area of development and learning important for success in school and in life. The standards are organized into nine domains of development and learning:

- Social and Emotional Development
- Cognitive Development
- Physical Development and Health
- Language Development
- Emergent Literacy
- Mathematical Thinking
- Science and Technology
- Social Studies
- Creativity and Aesthetics

Domain components. Each domain is further divided into more specific areas of development or learning, which are called domain components. The domain of Cognitive Development, for example, has three domain components: [1] Approaches to Learning; [2] Executive Function; and [3] Logic and Reasoning.

Learning goals. Each domain component consists of learning goals related to the component. These are the specific areas of development and learning in which children should show progress. For example, the goals for the “Approaches to Learning” domain component include: [1] Shows curiosity and a willingness to try new things; and [2] Shows persistence in approaching tasks.

Strands. Each learning goal consists of one or more strands that represent sub-skills within the learning goal. In other words, strands represent the grouping of similar indicators under each learning goal. For example, the learning goal “Shows knowledge of the shapes, names, and sounds of letters” has two strands: [1] Alphabet knowledge; and [2] Letter-sound connections.

Indicators. Within each strand, there is a progression of expectations for what children should know and be able to do at different ages in early childhood. Each step in the progression is called an indicator, which outlines the knowledge or skill that one would expect to see in a child related to that learning goal within a specific age range. For example, if the indicator, “*Follows simple one- or two-word requests like ‘Wave bye-bye’ with decreasing need for adult gestures*” is found in the 9–18 month age range, this skill is developing during that time period and early childhood professionals should be able to see the full mastery of this behavior or skill in most children by the end of the age range. It is important to note that because typical child development and learning varies widely from child to child, many indicators span multiple age ranges. For example, when an indicator spans the birth through 8-month and 9- through 18-month age ranges, that means the behaviors and skills will be developing and observed for most children somewhere between birth and 19 months.

More about indicators

Indicators are located under each learning goal and are the expectations for what children in Arkansas should know and be able to do at different ages. When an indicator falls within a specific age range, it means the most children should meet the expected knowledge, skill, or behavior outlined by the indicator at the end of that age range. In some cases, indicators span age ranges, which means that the expectations can be met at any point in the range, but for most children the expectations would be met by the end of the age range. In other cases, a specific age range may contain multiple steps of development and learning for a learning goal. In this case, the indicator may state the first stage of development within the range and also include “and later in this age range” followed by the expectation of what the child should know and be able to do by the end of the range.

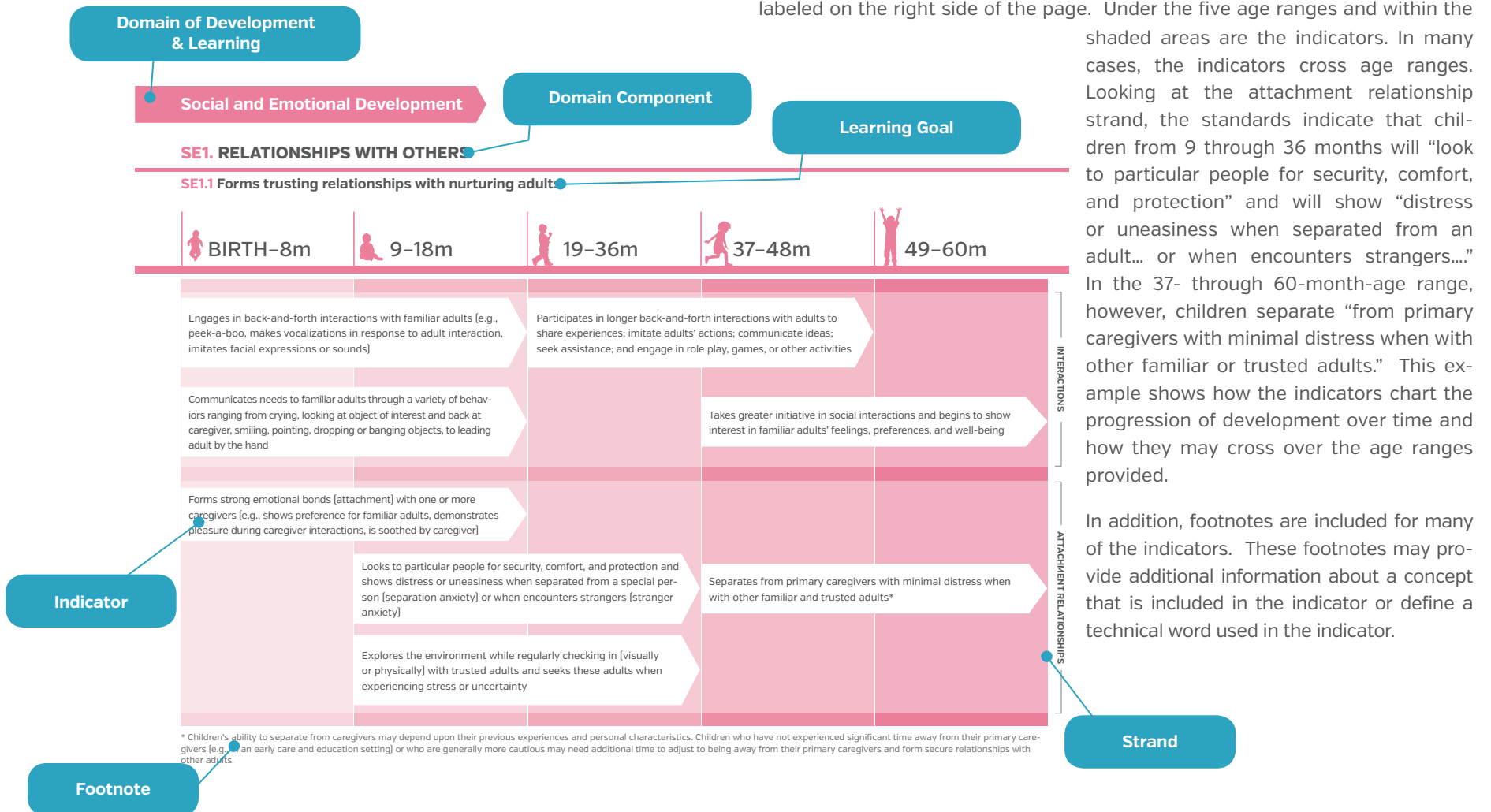
Reading and using the standards

Figure 1 provides an example of the child development and early learning standards from the Social and Emotional Development domain. The figure provides guidance on how to read the standards and where to find information about the domain, domain component, learning goal, and indicator that is being addressed. The domain addressed by the standards is found in the top left-hand corner of each page. Directly below the domain is the domain component and learning goal. Relation-

ships with Others is labeled “SE1.” because it is the first domain component in the Social and Emotional (SE) Development domain and *Forms trusting relationships with nurturing adults* is labeled SE1.1 because it is the first learning goal of the first domain component. The second learning goal under the second domain component under Social and Emotional Development would be labeled SE2.2 following this convention. An outline of the full set of standards is provided below.

In some cases, as in this example, the learning goals are further divided into strands. The learning goal, “Forms trusting relationships with nurturing adults” has two strands: [1] interactions; and [2] attachment relationships. These are labeled on the right side of the page. Under the five age ranges and within the shaded areas are the indicators. In many cases, the indicators cross age ranges. Looking at the attachment relationship strand, the standards indicate that children from 9 through 36 months will “look to particular people for security, comfort, and protection” and will show “distress or uneasiness when separated from an adult... or when encounters strangers....” In the 37- through 60-month-age range, however, children separate “from primary caregivers with minimal distress when with other familiar or trusted adults.” This example shows how the indicators chart the progression of development over time and how they may cross over the age ranges provided.

Figure 1: Child Development and Early Learning Standards Components



How the standards should be used

The *Arkansas Child Development and Early Learning Standards: Birth through 60 Months* has been created for Arkansas’s entire early childhood community including members of the legislature, state administrators, early childhood educators and specialists, professional development providers, parents, and other community partners.

- For the legislature and state administrators, the standards provide the goals for child development and learning for the state’s early care and education system. Policies and funding for the system should be decided with these goals for Arkansas’s children in mind.
- For administrators and educators, the standards inform the use of curricula and assessments used in early childhood programs to ensure the most important areas of child development and learning are addressed and measured in

developmentally appropriate ways. The standards should not be used as an assessment or checklist of knowledge and skills, or as a substitute for a developmentally appropriate, play-based curriculum.

- For professional development providers, the standards should guide the pre-service and in-service offerings to ensure that educators are being equipped with the knowledge and skills that support the development and learning outlined in the standards.
- For parents, the standards can be used to help them understand their own child’s development and learning.
- For community partners, the standards help them understand child development and learning, and also provide a common language with which to talk about child development and learning across health, nutrition, and other fields.

Figure 2: How the standards should be used by different stakeholders

Stakeholder	Intended use
Legislators and state administrators	To support policy and funding decisions that help children meet the state’s child development and early learning goals
Program administrators and educators	To align curricula, assessments, and professional development to ensure that the most important areas of child development and learning are being addressed
Professional development providers	To align pre-service and in-service professional development so early childhood professionals have the knowledge and skills to support children in meeting the state’s development and learning goals
Parents	To support an understanding of the progression of child development and learning of their own children
Community partners	To provide common expectations and common language for child development and learning across health, education, and other fields working with young children

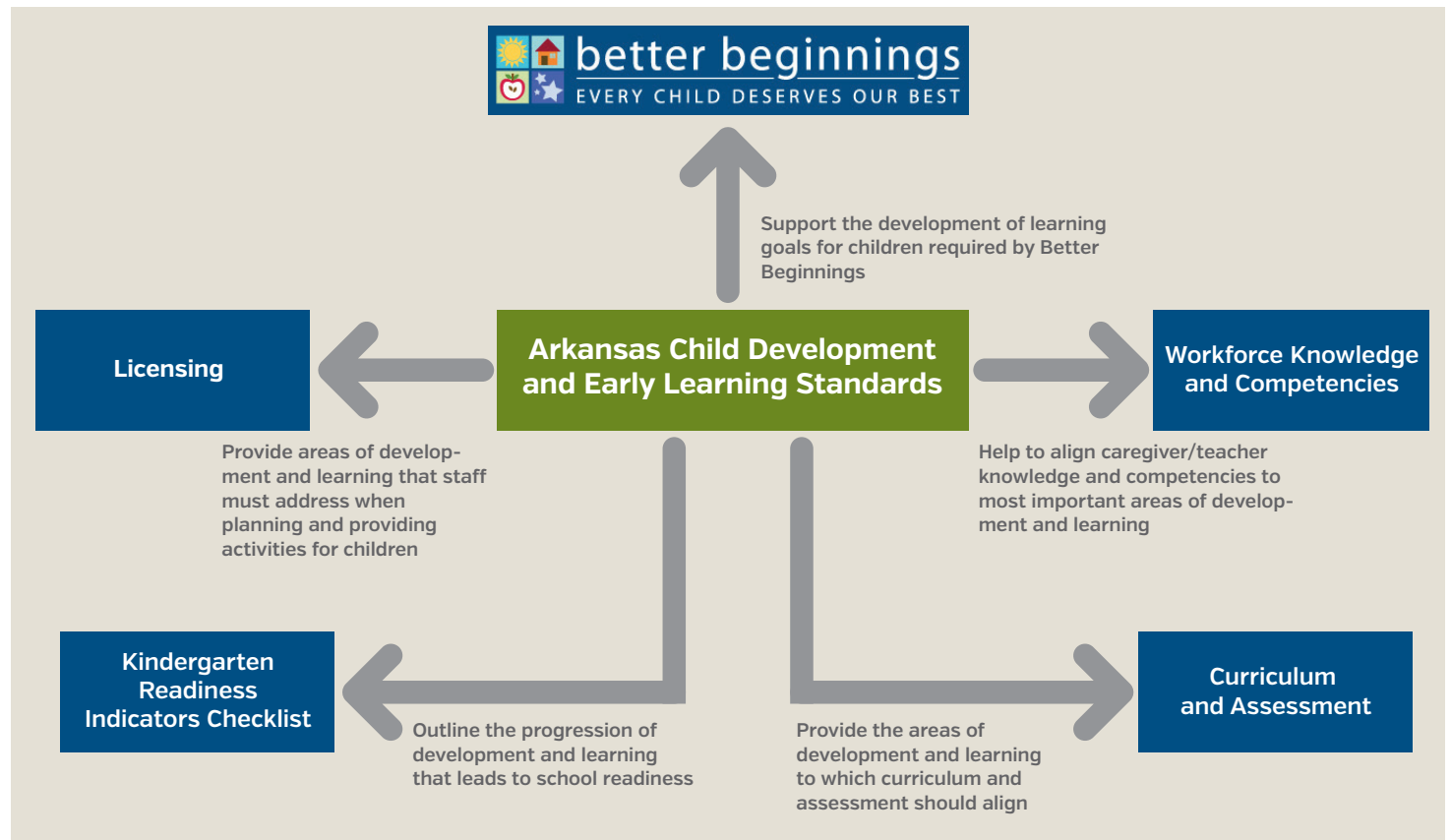
How the standards fit into Arkansas’s system of early care and education

The *Arkansas Child Development and Early Learning Standards: Birth through 60 Months* play a key role in Arkansas’s early care and education system. Figure 3 provides an illustration of the ways in which the standards touch different parts of Arkansas’s system. The standards:

- Support the state’s child care licensing by providing the areas of development and learning that staff must address with planning and providing activities for children.
- Provide additional information to enhance the Kindergarten Readiness Indicators Checklist, both by providing more information about the important elements of school readiness and outlining the progressions of development and learning that are the precursors of school readiness.
- Provide the areas of development and learning to which curriculum and assessment should align, and the learning goals to be addressed by curriculum and measured by assessment.

- Outline what children need to know and be able to do so that the state has clear goals in mind for children as it determines what teachers should know and be able to do through workforce knowledge and competencies.
- Support the development of learning goals for children, which are required as part of Better Beginnings, the state’s quality rating and improvement system.

Figure 3: How the *Arkansas Child Development and Early Learning Standards: Birth through 60 Months* Connect to Other Aspects of Arkansas’s Early Care and Education System



Social and Emotional Development

SE1. Relationships with Others

SE1.1 Forms trusting relationships with nurturing adults

SE1.2 Interacts with peers

SE2. Emotional Expression and Understanding

SE2.1 Experiences, expresses, and regulates a range of emotions

SE2.2 Interprets and responds to the feelings of others

SE3. Self-Awareness and Self-Concept

SE3.1 Shows awareness of self as unique individual

SE3.2 Demonstrates competence and confidence

Cognitive Development

CD1. Approaches to Learning

CD1.1 Shows curiosity and a willingness to try new things

CD1.2 Shows persistence in approaching tasks

CD2. Executive Function

CD2.1 Focuses and sustains attention

CD2.2 Shows flexibility in adjusting thinking and behavior to different contexts

CD2.3 Regulates impulses and behaviors

CD2.4 Holds and manipulates information in memory

CD3. Logic and Reasoning

CD3.1 Uses reasoning and planning ahead to solve problems and reach goals

CD3.2 Engages in symbolic and abstract thinking

Physical Development and Health

PH1. Gross Motor

PH1.1 Demonstrates locomotor skills

PH1.2 Shows stability and balance

PH1.3 Demonstrates gross-motor manipulative skills

PH2. Fine Motor

PH2.1 Demonstrates fine-motor strength, control, and coordination

PH2.2 Adjusts grasp and coordinates movements to use tools

PH3. Health and Well-Being

PH3.1 Demonstrates interest in engaging in healthy eating habits and making nutritious food choices

PH3.2 Shows awareness of safe behavior

PH3.3 Engages in a variety of developmentally appropriate physical activities

PH3.4 Takes appropriate actions to meet basic needs

Language Development

LD1. Receptive Language

LD1.1. Understands and responds to language [in child's home language]

LD2. Expressive Language

LD2.1. Uses increasingly complex vocabulary, grammar, and sentence structure [in child's home language]

LD3. Communication Skills

LD3.1. Communicates using social and conversational rules

LD4. English Language Development of Dual Language Learners

LD4.1. Demonstrates progress in attending to, understanding, and responding to English

LD4.2. Demonstrates progress in speaking and expressing self in English

An overview of the standards with strands for each learning goal can be found on page 84

Emergent Literacy

EL1. Engagement in literacy experiences and understanding of stories and books

EL1.1 Shows interest in literacy experiences

EL1.2 Engages in read-alouds and conversations about books and stories

EL2. Phonological Awareness

EL2.1 Notices and manipulates the sounds of language

EL3. Knowledge and Use of Books, Print, and Letters

EL3.1 Responds to features of books and print

EL3.2 Shows knowledge of the shapes, names, and sounds of letters

EL3.3 Demonstrates emergent writing skills

Mathematical Thinking

MT1. Number Concepts and Operations

MT1.1. Demonstrates number sense and an understanding of quantity

MT1.2. Explores combining and separating groups (numerical operations)

MT2. Algebraic Thinking

MT2.1. Uses classification and patterning skills

MT3. Measurement and Comparison

MT3.1. Participates in exploratory measurement activities and compares objects

MT4. Geometry and Spatial Sense

MT4.1. Explores and describes shapes and spatial relationships

Science and Technology

ST1. Scientific Practices

ST1.1. Engages in the scientific process to collect, analyze, and communicate information

ST2. Knowledge of Science Concepts

ST2.1 Demonstrates knowledge of core science ideas and concepts

ST3. Knowledge of Science Content

ST3.1 Demonstrates knowledge of the characteristics of living things, the earth's environment, and physical objects and materials

ST3.2 Uses tools and engineering practices to explore and solve problems

ST3.3 Engages in developmentally appropriate interactions with technology and media that support creativity, exploration, and play

Social Studies

SS1. Family, Community, and Culture

SS1.1 Demonstrates positive connection to family and community

SS2. History and Geography

SS2.1 Shows awareness of sequence and change over time

SS2.2 Demonstrates simple geographic knowledge

Creativity and Aesthetics

CA1. Music and Movement

CA1.1. Explores through listening, singing, creating, and moving to music

CA2. Visual Arts

CA2.1 Explores, manipulates, creates, and responds to a variety of art media

CA3. Drama

CA3.1 Explores feelings, relationships, and concepts through imitation, pretend play, and sociodramatic play

An overview of the standards with strands for each learning goal can be found on page 84

It is vitally important that Arkansas's early childhood professionals focus on the social and emotional development of young children. New research has uncovered the dramatic impact that early relationships and social interactions have on a child's academic performance and mental health, as well as on the success of future relationships.¹ In fact, research has found that an individual's soft skills—those traits related to interpersonal skills and emotional intelligence—are critically important to success in the workplace.² A child's earliest interactions with parents, early childhood professionals, and other children shape their identity, influence how they regulate their emotions, and mold the way in which they communicate, cooperate, empathize, and navigate relationships with others. Accordingly, much in the same way that early childhood professionals foster learning in emergent literacy and mathematics, they must also work to achieve secure, nurturing relationships with children and promote their social and emotional health and growth.

Areas of social and emotional development in the standards

The *Arkansas Child Development and Early Learning Standards* focus on three areas of social and emotional development:

- **Relationships with others** focuses on a child's ability to form trusting relationships with and attachment to adults; and the ability to make friends, interact positively through play, and develop social skills.
- **Emotional expression and understanding** emphasizes a child's expression and regulation of his or her own emotions, as well as on empathy and understanding the emotions of others.
- **Self-awareness and self-concept** charts the development of a child's sense of identity and understanding of personal characteristics and preferences and a child's development of autonomy and self-confidence.

Potential warning signs of behavioral issues or developmental delay

Early childhood professionals play a key role in the early identification of social and emotional delays and behavioral issues. Although the child development and early learning standards have been developed with the understanding that children's development and learning vary widely, there are behaviors and signs to watch for that might indicate a developmental delay or behavioral issue. The Centers for Disease Control and Prevention³ recommend talking with a medical or early childhood specialist if:

By 9 months, a child doesn't play games involving back and forth play, doesn't respond to his or her own name, or doesn't seem to recognize familiar people.

By 18 months, a child doesn't point to show things to others or doesn't notice or mind when a parent or familiar adult leaves or returns. The American Academy of Pediatrics recommends that children be screened for general development and autism at 18-months.

By 3 years old (36 months), a child doesn't understand simple instructions, doesn't play pretend or make-believe, doesn't want to play with other children or with toys, or doesn't make eye contact.

By 4 years old (48 months), a child shows no interest in interactive games or make-believe, ignores other children, or doesn't respond to people outside the family.

By 5 years old (60 months), a child doesn't show a wide range of emotions, shows extreme behavior (unusually fearful, aggressive, shy or sad), is unusually withdrawn and not active, is easily distracted, has trouble focusing on one activity for more than 5 minutes, doesn't respond to people or responds only superficially; or doesn't play a variety of games and activities.

The indicators above may not include all of the signs of a developmental delay or behavioral issue. Early childhood professionals and parents know the young children in their care best. If there is a suspicion of a developmental delay or behavioral issue, it is important to consult a medical or early childhood specialist.

¹National Scientific Council on the Developing Child (2004). *Children's emotional development is built into the architecture of their brains: Working paper No. 2*. Retrieved from: www.developingchild.harvard.edu.

²National Bureau of Economic Research. (June 2012). *Hard evidence on soft skills* (Working paper). Cambridge, MA: Heckman, J. J. & Kautz, T.

³Centers for Disease Control. (2009) *Learn the signs: Act early*. Atlanta, GA: Centers for Disease Control. Retrieved from: http://www.cdc.gov/ncbddd/actearly/pdf/checklists/all_checklists.pdf

Special considerations

Typically, children reach social and emotional indicators at different ages. However, children who lack nurturing relationships with adults and/or have adverse experiences that cause high levels of stress for prolonged periods of time (known as *toxic stress*) may exhibit significant disparities in social and emotional development or behavioral problems. Young children who live in extreme poverty, who lack stable relationships at home, or who live with drug- or alcohol-dependent caregivers are more susceptible to the effects of toxic stress. Although research indicates that children with behavioral problems receive less positive attention than other children,⁴ it is precisely these children who require more intense positive interactions and learning opportunities to support their social and emotional development. Behavior is a form of communication. As such, it is important to understand the needs that children are trying to communicate through their behavior and appropriately address those needs.

In addition, children who are from culturally diverse backgrounds may have different ways of meeting the indicators. For example, in some cultures, sociability is important to peer acceptance, school achievement, and psychological well-being.⁵ However, the social norms of other cultures encourage social restraint. In addition, children who are learning English may be limited in their social interactions with teachers and other children due to language barriers. Accordingly, early child-

hood professionals should be aware of the significant differences in how social and emotional development is expressed based on culture, and should work with families to better understand cultural differences.

Children with disabilities may also meet the indicators in different ways. Children with visual impairments may demonstrate interaction through listening and touch; and children with cognitive disabilities may initiate play at a different pace and with a different degree of proficiency.

Social and Emotional Development: Key Takeaways

- Social and emotional development is extremely important to a child's future learning and success. In the same way that early childhood professionals foster learning in emergent literacy and mathematics, they must also work to achieve secure, nurturing relationships with children and promote their social and emotional health and growth.
- For children with behavioral problems, their behavior is a form of communication. It is important to understand the needs that children are trying to express through their behavior and appropriately support those needs.
- Children from culturally diverse families and children with disabilities may meet the indicators in different ways and at different times.

⁴See, for example, U.S. Department of Health and Human Services and U.S. Department of Education, *Policy Statement on Expulsions and Suspension Policies in Early Childhood Settings*. Retrieved from: <https://www2.ed.gov/policy/gen/guid/school-discipline/policy-statement-ece-expulsions-suspensions.pdf>

⁵Chen, X. [2009]. Culture and early socio-emotional development. In *Encyclopedia on Early Childhood Development*.

SE1. RELATIONSHIPS WITH OTHERS

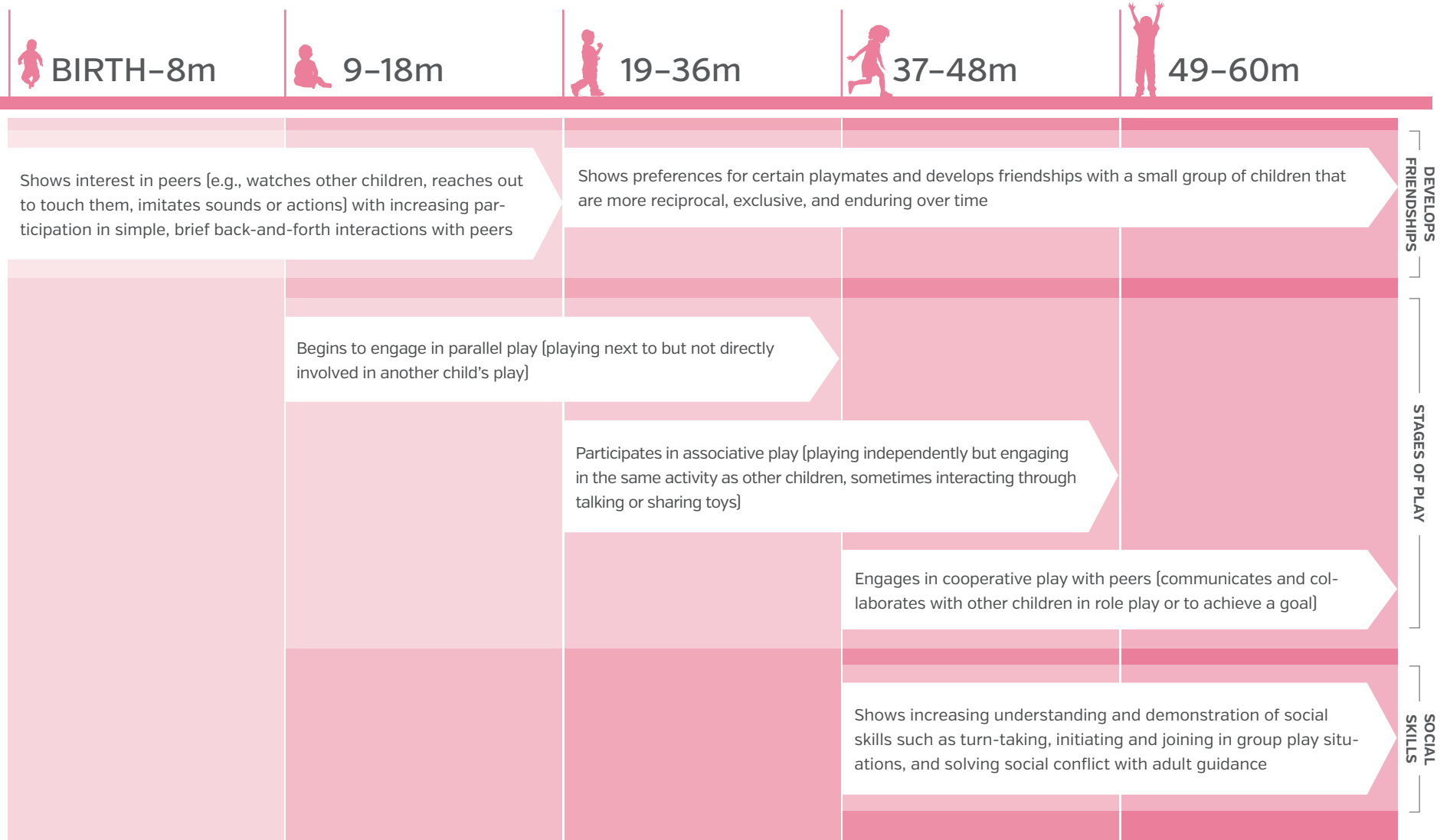
SE1.1 Forms trusting relationships with nurturing adults

 BIRTH–8m	 9–18m	 19–36m	 37–48m	 49–60m	
<p>Engages in back-and-forth interactions with familiar adults (e.g., peek-a-boo, makes vocalizations in response to adult interaction, imitates facial expressions or sounds)</p>		<p>Participates in longer back-and-forth interactions with adults to share experiences; imitates adults' actions; communicates ideas; seeks assistance; and engages in role play, games, or other activities</p>			INTERACTIONS
<p>Communicates needs to familiar adults through a variety of behaviors ranging from crying, looking at object of interest and back at caregiver, smiling, pointing, dropping or banging objects, to leading adult by the hand</p>		<p>Takes greater initiative in social interactions and begins to show interest in familiar adults' feelings, preferences, and well-being</p>			
<p>Forms strong emotional bonds [attachment] with one or more caregivers (e.g., shows preference for familiar adults, demonstrates pleasure during caregiver interactions, is soothed by caregiver)</p>		<p>Separates from primary caregivers with minimal distress when with other familiar and trusted adults*</p>			ATTACHMENT RELATIONSHIPS
<p>Looks to particular people for security, comfort, and protection and shows distress or uneasiness when separated from a special person (separation anxiety) or when encountering strangers (stranger anxiety)</p>					
<p>Explores the environment while regularly checking in (visually or physically) with trusted adults and seeks these adults when experiencing stress or uncertainty</p>					

* Children's ability to separate from caregivers may depend upon their previous experiences and personal characteristics. Children who have not experienced significant time away from their primary caregivers (e.g., in an early care and education setting) or who are generally more cautious may need additional time to adjust to being away from their primary caregivers and form secure relationships with other adults.






SE1. RELATIONSHIPS WITH OTHERS

SE1.2 Interacts with peers



SE2. EMOTIONAL EXPRESSION AND UNDERSTANDING






SE2.1 Experiences, expresses, and regulates a range of emotions

 BIRTH–8m	 9–18m	 19–36m	 37–48m	 49–60m	
<p>Expresses a range of basic emotions (e.g., joy, sadness, contentment, distress, interest, disgust, surprise, anger, fear) through facial expressions, gestures, and sounds</p>		<p>Uses words, signs, other communication methods, and pretend play to express basic emotions as well as more complex, self-conscious emotions (e.g., pride, embarrassment, shame, guilt), with increasing awareness of their effects on others</p>			EMOTION EXPRESSION
		<p>Shows increasing ability to constructively express emotions or alter emotional expression based on social context and cultural norms*</p>			
<p>Uses adult support to calm self (e.g., relaxes when picked up and held by a familiar adult) and demonstrates some self-soothing behaviors (e.g., thumb/fist sucking, rocking, turning away from source of overstimulation)</p>		<p>Uses an expanding range of self-regulation strategies with support and modeling (e.g., taking deep breaths and relaxing muscles, verbal reasoning or reframing of the situation, seeking quiet alone time)</p>			EMOTION REGULATION
		<p>Comforts self by seeking a special toy, object, or caregiver when upset</p>			

*Children's expressive behavior will depend in part on their culture's emotion display rules [the social norms that specify when, where, and how it is appropriate to express emotion]. For example, some cultures and families emphasize maximizing positive emotions, whereas some other cultures place greater value on appearing calm rather than happy or excited. Some cultures and families also tend to encourage minimizing negative emotions, although others emphasize experiencing a balance between positive and negative emotions.






SE2. EMOTIONAL EXPRESSION AND UNDERSTANDING

SE2.2 Interprets and responds to the feelings of others

 BIRTH–8m	 9–18m	 19–36m	 37–48m	 49–60m
	<p>Demonstrates interest or concern when others are hurt or in distress and may try to comfort or assist; at times actions may not always match needs of person [e.g., may bring stuffed animal to adult who has headache]</p>		<p>Responds sympathetically to others' distress with increased initiative and understanding that each person has their own specific needs [e.g., gets a peer's blanket from their cubby when child notices peer is sad]</p>	<p>EMPATHY</p>
<p>Reacts to and takes cues from others' emotional expressions [e.g., cries when hears other children crying, smiles when someone laughs, stops an action when sees a worried or alarmed expression on caregiver's or peer's face]</p>				
		<p>Recognizes and labels emotional reactions based on facial expressions, body language, and tone with increasing accuracy and precision</p>		<p>EMOTION UNDERSTANDING</p>
		<p>Makes predictions and identifies causes and consequences of others' emotional reactions with increasing accuracy [e.g., says, "I think the bears will feel scared when they find Goldilocks in their house"; "When I get home from school my little sister is so excited to see me she jumps up and down"]</p>		

SE3. SELF-AWARENESS AND SELF-CONCEPT


SE3.1 Shows awareness of self as unique individual

 BIRTH–8m	 9–18m	 19–36m	 37–48m	 49–60m	
		<p>Uses first-person pronouns (e.g., me, I) and own name to refer to themselves and shows growing understanding of “mine” and “not mine”</p>			SENSE OF IDENTITY
<p>Develops beginning self-awareness (e.g., explores own hands and feet, responds to name)</p>					
	<p>Shows growing awareness of own physical characteristics (e.g., recognizes self in mirror and in photos; points to eyes, ears, or nose when asked)</p>				CHARACTERISTICS OF SELF AND OTHERS
		<p>Recognizes similarities and differences in their own and others’ personal characteristics (e.g., communicates that a peers’ hair color is different than their own, labels self as boy or girl)</p>			
			<p>Shows increased understanding that others have different interests, thoughts, beliefs, ideas, feelings, and abilities and differentiates themselves from others (e.g., “I’m a fast runner,” “No one else in my family likes fish, but I do”)</p>		
	<p>Shows preferences for specific people, books, toys, food, and activities and indicates dislike or unwillingness by communicating “no” (verbally, signing, shaking head)</p>				PREFERENCES
			<p>Communicates preferences and interests and shows increasing ability to explain their likes and dislikes (e.g., “I don’t like bananas” and later, “I like carrots because they’re crunchy.”)</p>		

*Children may show variation in these skills based on whether independence or interdependence is valued in their family and culture.

SE3. SELF-AWARENESS AND SELF-CONCEPT

SE3.2 Demonstrates competence and confidence

 BIRTH–8m	 9–18m	 19–36m	 37–48m	 49–60m
<p>Experiments with ability to influence surroundings and behavior of others (e.g., shows pleasure and curiosity in making toys produce noise; repeats actions or sounds that receive attention)</p>		<p>SENSE OF AUTONOMY</p>		
<p>Alternates between doing things independently and wanting help or comfort</p>				
<p>SELF-CONFIDENCE</p>		<p>Shows increasing confidence and competence in growing abilities by attempting to perform self-care activities without adult assistance (e.g., dressing self, pouring own juice)* and by selecting more challenging activities (e.g., choosing more difficult puzzles)</p>		
		<p>Describes own physical characteristics, behavior, abilities, gender, and ethnic identity positively</p>		

*Children may show variation in these skills based on whether early self-help skills are expected and taught and whether independence or interdependence is valued in their family and culture

A child's brain has been called "the most powerful learning machine in the universe."¹ Cognitive development refers to the way in which a child takes in, stores, processes, and uses information. Early childhood researchers have made major advances in this area in recent years, and now better understand both what supports and hinders successful cognitive development. This area is particularly important to other areas of development and learning because of what researchers call executive function—the way the brain helps children to plan, focus attention, remember instructions, and juggle multiple tasks successfully.² These skills are vital to a child's future success because learning requires that a child focus on specific tasks to take in information, connect different pieces of information, and use information to solve problems or build new knowledge. Equally important, cognitive development is critical to social and emotional development in that it helps children understand and appropriately respond to the feelings and behaviors of others as well as adjust their behavior depending on the context of social situations. Positive relationships with adults, secure environments, and developmentally appropriate learning opportunities foster cognitive development. Arkansas's early childhood professionals must understand and support all of the different dimensions of cognitive development to promote school readiness and later success.

Areas of cognitive development in the standards

The *Arkansas Child Development and Early Learning Standards* focus on three areas of cognitive development:

- **Approaches to learning** outlines the developmental phases of a child's determination, curiosity, ability to complete a task, and acceptance of challenges.
- **Executive function** focuses on a child's attention and ability to ignore distractions; engagement in learning opportunities; flexible thinking; ability to adjust behavior in different contexts; impulse control; delay of gratification; and ability to hold and manipulate information in his or her memory.

- **Logic and reasoning** outlines the development of child's ability to solve problems; plan; engage in pretend play; understand symbolic representation; and the ability to think abstractly.

Potential warning signs of behavioral issues or developmental delay

Early childhood professionals play a key role in the early identification of cognitive delays. Although the early learning standards have been developed with the understanding that children's cognitive development will vary widely, there are signs that might indicate a developmental delay. The Centers for Disease Control and Prevention³ recommend talking with a medical or early childhood specialist if:

By 9 months, a child doesn't play any games involving back-and-forth play, doesn't respond to his or her own name, doesn't recognize familiar people, or doesn't look where you point.

By 18 months, a child doesn't point to show things to others, doesn't know what familiar things are, doesn't have at least 6 words or doesn't gain new words, or loses skills that he or she once had.

By 3 years old (36 months), a child drools or has unclear speech, can't work simple toys like peg boards or simple puzzles, doesn't understand simple instructions, or loses skills he or she once had.

By 4 years old (48 months), a child has trouble scribbling, shows no interest in interactive games or make believe, doesn't follow three-part directions, can't retell a favorite story, or loses the skills that he or she once had.

By 5 years old (60 months), a child is easily distracted or has trouble focusing on one activity for more than 5 minutes; can't tell what is real and what is make believe, can't give his or her first and last name, doesn't draw pictures, or loses skills he or she once had.

¹Gopnik, A., Meltzoff, A., & Kuhl, P.K. [1999]. *The scientist in the crib: Minds, brains, and how children learn*. New York: William Morrow.

²Center on the Developing Child. [2012]. *Executive function* [InBrief]. Retrieved from www.developingchild.harvard.edu.

³Centers for Disease Control. [2009] *Learn the signs: Act early*. Atlanta, GA: Centers for Disease Control. Retrieved from: http://www.cdc.gov/ncbddd/actearly/pdf/checklists/all_checklists.pdf

The indicators above may not include all of the signs of a cognitive delay. Early childhood professionals and parents know the young children in their care best. If there is a suspicion of a developmental delay, it is important to consult a medical or early childhood specialist.

Special considerations

Typically developing children will reach the cognitive development indicators at different ages. However, children who lack nurturing relationships with adults and/or have adverse experiences that cause high levels of stress for prolonged periods of time (known as *toxic stress*) may have impaired executive functioning or other cognitive delays.⁴ Children who live in extreme poverty, who lack stable relationships at home, or who live with drug or alcohol-dependent caregivers are more susceptible to toxic stress.⁵ It is important to note that children labeled with behavioral problems often are exhibiting behaviors that are the result of poor executive functioning skills that can be caused by adverse childhood experiences. The negative effects of these adverse experiences on cognitive development can be overcome by nurturing caregivers and supportive environments.⁶

Cognitive development can also be impacted by differences in culture. Children take in information based on what they experience and how they problem-solve issues in their daily lives. These experiences can be very different based on a child's cultural and linguistic background. Early childhood professionals should understand these cultural differences and how they may impact cognitive development. At the same time, emerging research indicates that children who are learning two languages at the same time have stronger executive functioning skills because they must switch between two languages, building their capacity for cognitive flexibility.⁷ This research represents another reason to support the development of a child's home language.

Finally, children with disabilities may demonstrate alternate ways of meeting the indicators of cognitive development. In particular, children with a cognitive impairment may reach many of the indicators, but at a different pace, and potentially in a different order than typically developing children. However, the goals for all children are the same, even though the path and the pace toward achieving the goals may be different.

Cognitive Development: Key Takeaways

- Research on cognitive development highlights the importance of *executive function*—the way the brain helps children to plan, focus attention, remember instructions, and juggle multiple tasks successfully. These skills are vital to a child's future success because learning requires that a child focus on specific tasks to take in information, connect different pieces of information, and use information to solve problems or build new knowledge.
- Children labeled with behavioral problems often are exhibiting behaviors that are the result of poor executive functioning skills that can be caused by adverse childhood experiences.
- The negative effects of these adverse experiences on cognitive development can be overcome by nurturing caregivers and supportive environments.

⁴Blair, C. (2010). Stress and the development of self-regulation in context. *Child Development Perspectives*, 4, 181-188.






⁵Shonkoff, J. P., Garner, A. S., The Committee on Psychosocial Aspects of Child and Family Health, The Committee on Early Childhood, Adoption, and Dependent Care, & The Section on Developmental and Behavioral Pediatrics. (2011). The lifelong effects of early childhood adversity and toxic stress. *Pediatrics*, 129, 232-246. doi: 10.1542/peds.2011-2663.

⁶Shonkoff, J. P., Garner, A. S., The Committee on Psychosocial Aspects of Child and Family Health, The Committee on Early Childhood, Adoption, and Dependent Care, & The Section on Developmental and Behavioral Pediatrics. (2011). The lifelong effects of early childhood adversity and toxic stress. *Pediatrics*, 129, 232-246. doi: 10.1542/peds.2011-2663.

⁷Bialystok, E., Barac, R., Blaye, A., & Poulin-Dubois, D. (2010). Word mapping and executive functioning in young monolingual and bilingual children. *Journal of Cognition and Development*, 11, 485-508. doi: 10.1080/15248372.2010.516420

CD1. APPROACHES TO LEARNING

CD1.1 Shows curiosity and a willingness to try new things






 BIRTH–8m	 9–18m	 19–36m	 37–48m	 49–60m
<p>Uses senses and a variety of actions to explore the environment [e.g., turns head toward a sound, shakes or bangs a toy, mouths objects]</p>				
	<p>Explores different ways to use objects or materials, investigates ways to make something happen, experiments with different behaviors to see how others will react [e.g., repeatedly knocks pieces of cereal off high chair tray, tries to use basket as hat, turns faucets or switches on and off]</p>		<p>Experiments with objects and materials with increasing sophistication [e.g., gathers multiple objects to find out which will sink or float, uses magnets with various objects and materials] with guidance and support from adults</p>	
		<p>Asks increasingly complex questions, beginning with basic “wh-” questions related to the immediate world around them [e.g., “What is this?” “Why is it blue?”]. Later in this age range also seeks explanations for future and past events and demonstrates interest in a range of topics and ideas [e.g., “When is lunch?”; “How do clouds get in the sky?”]</p>		
<p>Shows pleasure or engagement when interesting or new things happen [e.g., laughs after shaking a toy that rattles, listens intently to a new song]</p>		<p>Demonstrates interest in exploring new experiences or materials with increasing willingness to participate in new activities or experiences, even if the child perceives them as challenging</p>		

EXPLORATION & INVESTIGATION

INTEREST IN NEW EXPERIENCES

CD1. APPROACHES TO LEARNING

CD1.2 Shows persistence in approaching tasks

 BIRTH–8m	 9–18m	 19–36m	 37–48m	 49–60m
<p>Repeats actions to produce similar results (e.g., repeatedly shakes toy to produce noise; puts objects in a container and dumps them out over and over again)</p>		<p>Practices an activity many times with increasing independence to learn new skills and build mastery (e.g., chooses the same puzzle every day until they are able to assemble each piece quickly and easily)</p>		
<p>Demonstrates increasing ability to continue interactions with others (e.g., attends to game of peek-a-boo for longer period of time, makes back-and-forth vocalizations with adult) and stays engaged with toys for more than just a brief time</p>		<p>Persists in activities for longer periods of time and shows increasing tendency to engage in tasks from start-to-finish (e.g., insists on finishing a drawing before going outside, wants to continue building structure until all blocks are used) and later in this age range seeks to return to an activity after having been away from it in order to complete the task</p>		
	<p>Shows increasing willingness to repeat attempts at communication if not understood or repeat actions when encountering difficulties, with increasing ability to try different strategies until successful (e.g., repeatedly tries to force same shape into shape sorter; later in age range, tries a different shape after unsuccessful attempt)</p>		<p>Persists with adult encouragement and support even when presented with challenges (e.g., continues trying to build tall block tower even when some pieces fall; tries again to write name after running out of space on paper or recognizing a mistake)</p>	






DETERMINATION

TASK COMPLETION

ACCEPTANCE OF CHALLENGES

CD2. EXECUTIVE FUNCTION

CD2.1 Focuses and sustains attention

 BIRTH–8m	 9–18m	 19–36m	 37–48m	 49–60m
<p>Orients to and focuses on sounds, activities, people, and objects in the environment [e.g., attends to sounds, lights, etc.; turns head to follow caregiver with his or her gaze]</p>				
<p>Shows increasing ability to attend to people and objects and join others in a common focus [e.g., attends to a short, familiar story-book, though may not want to follow book page by page]</p>		<p>Maintains focus and attention for longer periods of time with increasing independence and ability to ignore distractions and resume task after interruptions*</p>		
		<p>Focuses on something specific while ignoring irrelevant information [selective attention] with increasing skill [e.g., counts only yellow bears in a group that includes bears of other colors; carries on a conversation despite loud background noise on the playground]</p>		
			<p>Shifts focus among various aspects of an object, activity, or story [e.g., recognizes two objects are alike because they are the same color, then recognizes that one of them is like another object because it is the same shape; talks about specific aspects of a story]</p>	<p>Shows increasing ability to shift attention away from a desired object, activity, person, etc. with adult support and coaching [e.g., engages in a different activity when preferred activity is unavailable; with support focuses on a book after a difficult separation from caregiver]</p>






ATTENTION & ENGAGEMENT

SELECTIVE ATTENTION

*Children’s engagement and attention span will vary from activity to activity, depending in large part on their level of interest in the experience or topic. Children will need more support maintaining focus during non-preferred activities, but over time develop greater capacity and motivation to cooperate and attend during less desirable tasks.






CD2. EXECUTIVE FUNCTION

CD2.2 Shows flexibility in adjusting thinking and behavior to different contexts

 BIRTH–8m	 9–18m	 19–36m	 37–48m	 49–60m
<p>Uses familiar objects in new or unanticipated ways [e.g., drops or throws a rattle, uses an overturned pail as a drum, and later in this age range pretends a block is a phone]</p>		<p>Shows increasing ability to flexibly shift between roles or use props in multiple ways [e.g., pretends to be the dad and the pet dog, using different voices and actions for each character; uses a paper plate as a steering wheel and then later as a bus driver’s hat]</p>		<p>THINKING</p>
<p>Transitions from one activity to the next [e.g., moving from center time to snack time] with increasing independence and ability to adjust to changes in routine when necessary with support and advance notice from adults</p>		<p>Applies different rules in different contexts with decreasing need for reminders [e.g., takes shoes off at home, but not at school; runs and uses “outside voice” when on playground, but uses “walking feet” and “inside voice” in classroom; if a dual language learner, speaks in home language or English based on whom they are talking to]</p>		
<p>Flexibly shifts between directions during an activity or game [e.g., usually performs actions at appropriate times during “Simon Says”; sorts objects by color and then by shape when prompted]</p>		<p>Flexibly shifts between directions during an activity or game [e.g., usually performs actions at appropriate times during “Simon Says”; sorts objects by color and then by shape when prompted]</p>		

CD2. EXECUTIVE FUNCTION

CD2.3 Regulates impulses and behaviors






 BIRTH–8m	 9–18m	 19–36m	 37–48m	 49–60m
<p>Typical development of these skills tends to emerge after 8 months. However, foundations of this learning goal are built through:</p> <ul style="list-style-type: none"> SE2.1 Experiences, expresses, and regulates a range of emotions [see page 20] 	<p>Responds to redirection and limit-setting with increasing consistency [e.g., pauses when an adult says “stop” or asks them not to do something]</p>	<p>Shows increasing control over impulsive actions, words, and behaviors with adult support [e.g., walks around instead of through a puddle when directed; avoids imitating negative behavior of peer with adult support; requests turn with a toy rather than grabbing it]</p>		
		<p>Shows increasing understanding of phrases like “later” and “after lunch” and ability to comply with requests that involve waiting [e.g., “Eat your snack and then we’ll play with cars.”]</p>		
			<p>Shows increasing ability to delay gratification [e.g., raises hand and waits to be called on during small group time; waits until end of birthday song to eat special snack; waits until there is space at a center to select an activity]</p>	

IMPULSE CONTROL

DELAY OF GRATIFICATION

CD2. EXECUTIVE FUNCTION






CD2.4 Holds and manipulates information in memory

 BIRTH–8m	 9–18m	 19–36m	 37–48m	 49–60m
<p>Shows awareness that people and objects still exist when they are out of sight and sound range (object permanence; e.g., reaches under a blanket to retrieve a stuffed animal that an adult has hidden while child watches; when older, watches at the window after a family member leaves)</p>		<p>Searches for hidden or missing objects and notices when people are missing from a familiar group (e.g., when a peer is absent)</p> <p>Remembers and communicates about recent events (e.g., what happened earlier in the day; what has just happened in a story being read)</p> <p>Remembers and follows two-step directions (e.g., “Put all the crayons in the basket, then put the basket on the shelf”; “Touch your nose, then touch your ear”) with decreasing need for adult support</p>	<p>Shows increasing skill in memory games (e.g., recalls an increasing number of items removed from view in games like “What’s Missing”; plays simple memory matching card games)</p> <p>Remembers and follows multi-step directions (e.g., “Push in your chair, throw away your trash, and then join us for circle time”; follows a sequence of actions for a song such as jumping, then clapping, then turning around) with decreasing need for adult support</p> <p>Remembers and processes multiple pieces of information before responding (e.g., considers two or more options before making a choice; remembers response to teacher’s question long enough to respond after waiting for peers to share their comments)</p>	<p>SHORT-TERM & WORKING MEMORY*</p>
<p>Anticipates familiar actions or routines (e.g., raises legs when diaper is changed; later in this age range, goes to table when it is time to eat)</p> <p>Responds to familiar people and objects (e.g., shows excitement about a toy that was played with days earlier; later in this age range looks for or points to familiar people or objects when they are named)</p>		<p>Learns and recalls motor routines, songs, and rhymes over time with increasing accuracy (e.g., sings along with familiar song and performs accompanying actions)</p> <p>Tells some details about stories or personal experiences with adult support and modeling</p>	<p>Imitates actions or behaviors that were observed at an earlier time (e.g., uses traffic hand signals on trike track after seeing them demonstrated by a crossing guard; divides markers into “fair share” groups after observing teacher do this the day before)</p> <p>Remembers past experiences or familiar stories with increasing ability to independently and accurately recall details and retell events in sequence</p>	<p>LONG-TERM MEMORY</p>

*working memory = the capacity to hold and manipulate information in our heads over short periods of time

CD3. LOGIC AND REASONING

CD3.1 Uses reasoning and planning ahead to solve problems and reach goals

 BIRTH–8m	 9–18m	 19–36m	 37–48m	 49–60m	
<p>Uses own movements and actions to solve simple problems or reach goals [e.g., rolls to the side to reach an interesting object; pulls on an adult’s leg when wants to be picked up]</p>					
<p>Uses a variety of strategies to solve problems, such as trial-and-error, applying knowledge from previous experience, asking for help, or using objects as tools [e.g., using an object to reach something under a shelf]</p>					PROBLEM SOLVING
			<p>Generates new approaches or changes plans if a better alternative is thought of or suggested [e.g., decides to build block structure on hard surface after it keeps falling down on the thick rug; accepts suggestion to use tape instead of glue to affix small leaves to a piece of paper]</p>		
<p>Talks out loud to self [self-talk] during play [e.g., says “I need all the red pieces. Here’s another one...doesn’t fit...turn it this way” while putting together a puzzle; “I’m the mommy, so I’m going to feed the baby then go to work” while playing alone in the dramatic play area]</p>					PLANNING
			<p>Shows increasing ability to independently and collaboratively make choices, plan for play scenarios or activities, and anticipate problems [e.g., assigns roles in dramatic play; gathers materials to complete an art project; says “Tell me when you’re finished at the computer so I can have a turn.”]</p>		

CD3. LOGIC AND REASONING

CD3.2 Engages in symbolic and abstract thinking

 BIRTH–8m	 9–18m	 19–36m	 37–48m	 49–60m
<p>Typical development of these skills tends to emerge after 8 months. However, foundations of this learning goal are built through:</p> <ul style="list-style-type: none"> • LD1.1 Understands and responds to language (in child’s home language) [see page 47] • LD2.1 Uses increasingly complex vocabulary, grammar, and sentence structure [see page 48] 	<p>Uses realistic props in ways similar to the real objects they represent (e.g., talks on a toy phone) and imitates everyday actions of others</p>	<p>Uses familiar objects to represent something else (object substitution; e.g., uses a block as a pretend phone) and acts out routines, stories, or social roles alone or with peers</p>		<p>PRETEND PLAY</p>
	<p>Recognizes that illustrations and photographs are representations of real things (e.g., points to pictures in book rather than trying to grasp objects on page; identifies people in photographs; learns names of animals from book and extends knowledge to real animals they see)</p>		<p>Uses language or imaginary props to stand in for objects (e.g., mimes holding a phone; says “Let’s pretend I gave you a ticket for the bus”) and engages in increasingly complex, longer play scenarios, assigning or assuming roles and discussing and planning actions</p>	
		<p>Shows awareness that symbols (e.g., sign, icon, drawing) have meaning and understands that print carries a message</p>		<p>ABSTRACT THINKING</p>
			<p>Uses drawing, emergent writing of numbers and letters, movement, and other constructions (e.g., art projects) to represent ideas or feelings</p>	

A child's mind and body develop together in an interrelated way.¹ From the time they are born, children use their bodies to learn, making physical development and health vitally important to all areas of child development and learning. Children begin exploring the world by using their hands and mouths immediately after birth. As they grow older, the ability to crawl and walk provides new possibilities for exploration and discovery. Although physical development will largely happen on its own, there are ways in which early childhood professionals can encourage physical growth and coordination to help children play confidently, engage in fun physical activities, and develop a strong foundation for a healthy, active lifestyle that carries into adulthood.

Today, there are a number of challenges to supporting a child's physical development and health. Children have easy access to screens (e.g., televisions, cell phones, tablets) and "fast foods" with limited nutritional value, and many low-income communities simply lack healthy food options (known as *food deserts*). Given this context, it is easy for children to eat unhealthy meals and be limited in their physical activity. This makes it even more important for early childhood professionals to support physical development and health by motivating children to stay active, challenging them to improve, and providing guidance in physical skills, nutrition, and how to stay healthy and safe. Physical activities, for example dancing, can be easy and fun (see Creativity and Aesthetics domain). Arkansas's early childhood professionals do not have to be athletic or a trained physical education teacher to encourage and teach physical development and health—they just need to be knowledgeable about how to promote development in this important area.

Areas of physical development and health

The *Arkansas Child Development and Early Learning Standards* focus on three areas of physical development and health:

- **Gross motor** captures a child's growing ability to move, walk, run, and climb, as well as a child's stability and balance and the ability to catch, throw, strike, and kick.

- **Fine motor skills** focus on the development of hand-eye coordination, the child's ability to manipulate objects with his or her hands and fingers, and the ability to use different tools (utensils, writing implements, etc.).
- **Health and well-being** outlines how a child communicates needs, demonstrates healthy eating habits and food choices, engages in safe behavior, participates in physical activity and exercise, and takes appropriate actions to meet needs.

Potential warning signs of physical developmental delay

Early childhood professionals play a key role in the early identification of physical development delays and health concerns. Although the standards have been developed with the understanding that children's physical development and health will vary, there are signs that might indicate a developmental delay or health issue. The Centers for Disease Control and Prevention² recommend talking with a medical or early childhood specialist if:

By 9 months, a child doesn't bear weight on legs with support, doesn't sit with help or doesn't transfer toys from one hand to the other.

By 18 months, a child can't walk or doesn't point to show things to others.

By 3 years old (36 months), a child falls down a lot or has trouble with stairs, drools or has very unclear speech, or loses skills he or she once had.

By 4 years old (48 months), a child can't jump in place; has trouble scribbling; resists dressing, sleeping, and using the toilet; or loses skills he or she once had.

By 5 years old (60 months), a child doesn't draw pictures, can't brush teeth, wash and dry hands, or get undressed without help, or loses skills he or she once had.

The indicators above may not include all of the signs of a delay in physical development or a potential health condition. Early childhood professionals and parents know the young children in their care best. If there is a suspicion of a physical development delay or health issue, it is important to consult a medical or early childhood specialist.

¹Sanders, S. & Courson, D. (2004). *Helping young children become physically active for life*. Little Rock: Arkansas Department of Human Services Division of Child Care and Early Childhood Education Little Rock, Arkansas.

²Centers for Disease Control. (2009) *Learn the signs: Act early*. Atlanta, GA: Centers for Disease Control. Retrieved from: http://www.cdc.gov/ncbddd/actearly/pdf/checklists/all_checklists.pdf

Special considerations

Children will reach the physical development indicators at different ages. Young children who live in poverty, lack stable relationships at home, live with drug- or alcohol-dependent caregivers, or who are exposed to other adverse conditions may face more challenges in engaging in physical activity and supporting their own nutrition and health. These children may require more intense positive interactions and learning opportunities to support their physical development and health.

In addition, children's cultural background may play a role in how they develop and meet physical development and health milestones. Children's development in certain areas is dependent on the exposure they have to certain activities and opportunities to practice certain skills. For example, girls in some cultures may not be exposed to riding a bike or other physical activities. Similarly, a child's demonstration of fine motor skills using utensils may depend on whether early self-help skills such as feeding oneself are expected and taught in their family and culture, and use of utensils may vary across cultures.

Children with physical disabilities should be included in physical activities, but may require alternate ways of meeting gross and fine motor indicators. These children may pedal an adaptive tricycle, navigate a wheelchair, or feed themselves with a specialized spoon. Children with cognitive disabilities may also meet the physical development and health goals in a different way, often at a different pace, with a different degree of accomplishment, and in a different order than typically developing children. When observing how children demonstrate what they know and can do, early childhood professionals must consider appropriate adaptations and modifications, as necessary.






A key consideration in promoting physical development is the **safety** of the children involved in physical activities. Wearing the appropriate safety equipment during a physical activity, not swinging an object when others are close, and providing adequate space to allow children the ability to move without bumping into others are key elements of safety when engaging in physical activity. Early childhood professionals should consult Arkansas's minimum licensing requirements or the Head Start program performance standards for the appropriate health and safety regulations. In addition, children should participate in getting out and putting away equipment to build a sense of community around the participation in physical activities.

Physical Development and Health: Key Takeaways

- Although physical development will largely happen on its own, there are ways in which early childhood professionals can encourage physical growth and coordination to help children play confidently, engage in fun physical activities, and develop a strong foundation for a healthy, active lifestyle that carries into adulthood.
- Early childhood professionals do not have to be athletic or trained in physical education to encourage and teach physical development and health—they just need to be knowledgeable about how to promote development in this important area.
- A key consideration in promoting physical development is the safety of the children involved in physical activities. Wearing the appropriate safety equipment during a physical activity, not swinging an object when others are close, or providing adequate space to allow children the ability to move without bumping into others are key safety elements when engaging in physical activity.

PH1. GROSS MOTOR

PH1.1 Demonstrates locomotor skills






 BIRTH–8m	 9–18m	 19–36m	 37–48m	 49–60m	
<p>Lifts head and chest off firm surface such as floor when on tummy; rolls over</p>	<p>Shifts between lying down, sitting, and balancing on hands and knees</p>				BODY MOVEMENT
	<p>Moves from crawling to cruising* to walking** showing increasing coordination for each skill</p>	<p>Changes speed or direction while moving (walking, running, using walker), though may have difficulty stopping with control</p>	<p>Moves with control, avoiding obstacles and people while moving (e.g., moves through obstacle course, steers wheelchair into small spaces; stops at intended location when running)</p>		
		<p>Walks and runs with balance but may move unevenly (e.g., one arm may pump more) and has relatively wide space between feet</p>	<p>Walks and runs smoothly with more consistent leg and arm opposition movements and narrower space between feet</p>		CLIMBING
	<p>Crawls up stairs on hands or knees, later in this age range walks up and down stairs holding an adult's hand, stepping with both feet on each step</p>	<p>Walks up and down stairs or climbing equipment by stepping with both feet on each step, with increasing ability to move without support from adult or handrail</p>	<p>Climbs up and down stairs or playground equipment using alternating feet and smooth, coordinated movements</p>		
		<p>Experiments with different ways of moving (e.g., walks on tiptoes, walks backwards, marches, uses walker, pushes or pedals riding toy with feet)</p>	<p>Shows increasing ability to coordinate complex movements (e.g., galloping, sliding, hopping, and later skipping and leaping) smoothly and with ease</p>		

*cruising = taking sliding steps while holding onto something for support. Some children progress from sideways cruising (e.g., taking sideways steps while holding on to furniture) to frontward cruising (e.g., taking steps forward with hands held by an adult or with one hand on furniture) whereas other children may move from sideways cruising directly to independent walking.

**There is large variability in meeting these milestones and some children may skip some milestones, revert to earlier ones, or display multiple milestones simultaneously. For example some children may never crawl and go straight to cruising or learn to crawl and cruise simultaneously.






PH1. GROSS MOTOR

PH1.2 Shows stability and balance

 BIRTH–8m	 9–18m	 19–36m	 37–48m	 49–60m	
<p>Sits independently with increasing stability and ability to change positions [e.g., get into sitting position from lying down or crawling, reach for a toy without falling, pull to a standing position from sitting]</p>					CORE STABILITY
<p>Shows increased ability to maintain balance while in motion when moving from one position to another, changing directions, or stopping abruptly [e.g., carries a toy while walking, gets in and out of a chair, squats to pick up toys, “freezes” while running]</p>					
<p>Coordinates increasingly complex movements while maintaining core stability [e.g., holds body upright while moving wheelchair forward, sits on and steers tricycle or other ride-on toy]</p> <p>Balances [e.g., on beam or sandbox edge or while standing on one leg] for progressively longer periods of time with increasing stability and independence</p>					
<p>Shows increasing competence in jumping for height [e.g., up and down, off a low step] and distance [e.g., jumps over objects, jumps forward], with increasing ability to use two-footed takeoff and landing with arm swing</p>		<p>Hops and leaps with increasing skill and control [e.g., hops forward on one foot without losing balance, leaps over a “river” made from two ropes taking off with one foot and landing on the other]</p>			JUMPING, HOPPING, & LEAPING






PH1. GROSS MOTOR

PH1.3 Demonstrates gross-motor manipulative skills

 BIRTH–8m	 9–18m	 19–36m	 37–48m	 49–60m	
					CATCHING
		Catches medium- to large-size balls and similar objects by trapping ball against body with straight arms, showing increased ability to visually track objects in space		Catches balls or other objects of any size with both hands, with arms bent	
Reaches for and drops objects, grasps a rolled ball or other object with two hands, pushes or rolls objects, bats or swipes at toys					THROWING
		Tosses or throws balls or other objects (e.g., beanbag) with increasing control of direction, aim, and speed		Tosses or throws balls or other objects with increased accuracy and force, stepping forward with the leg opposite the throwing arm and following through	
					STRIKING
		Strikes a stationary ball or other object with hand or arm (e.g., strikes a ball off of a table with hand), may not follow through or have accurate aim	Strikes a stationary ball or other object (e.g., hits beach ball with a short-handled paddle) with increasing follow through and accurate aim		
					KICKING
		Kicks with increased control and range of movement, progressing from kicking a stationary ball from a standing position to stepping or running up to it		Kicks moving ball while running, tracking ball visually and using full leg swing with arms moving in opposition to the legs	






PH2. FINE MOTOR

PH2.1 Demonstrates fine-motor strength, control, and coordination

 BIRTH–8m	 9–18m	 19–36m	 37–48m	 49–60m
<p>Uses hand-eye coordination to reach for, touch, and explore properties of objects</p>		<p>Uses hand-eye coordination to complete tasks [e.g., turning pages and pointing to pictures in books, turning knobs and unscrewing lids], though may lack precision in some actions [e.g., spills water when pouring]</p>	<p>Shows increasing refinement in hand-eye coordination [e.g., tracks words across page with finger with adult modeling and support, pours without spilling, pushes specific keys on keyboard]</p>	
<p>Grasps objects with increasing skill, adjusting grasp to match task [e.g., uses index finger and thumb [pincer grasp] to pick up pieces of cereal, uses whole hands to bang two blocks together]</p>		<p>Handles medium-size blocks, puzzle pieces, and manipulatives [e.g., works on three- to four-piece puzzles, puts together large connecting blocks or linking toys, strings large beads]</p>	<p>Handles smaller blocks, puzzle pieces, and manipulatives [e.g., works puzzles of up to 10 pieces, builds structures using small Legos® or blocks, arranges small pegs in pegboard, strings small beads]</p>	
		<p>Manipulates a variety of fasteners with increasing skill, such as buttons, zippers, laces, and buckles</p>		<p>Manipulates more complex fasteners [e.g., threads belt through loops on pants, attempts to tie shoes]</p>
			<p>HAND-EYE COORDINATION</p>	
			<p>GRASP AND MANIPULATION</p>	

PH2. FINE MOTOR





PH2.2 Adjusts grasp and coordinates movements to use tools

	 BIRTH–8m	 9–18m	 19–36m	 37–48m	 49–60m		
<p>Typical development of these skills tends to emerge after 8 months. However, foundations of this learning goal are built through:</p> <ul style="list-style-type: none"> PH2.1 Demonstrates fine motor strength, control, and coordination (see page 39) 		Scoops food with spoon with increasing control *				UTENSILS	
			Uses eating utensils with increasing competence, including spearing food with a fork and cutting food with a butter knife*				
		Holds large writing and drawing tools (e.g., crayons, sidewalk chalk) to make spontaneous dots and scribbles, progressing from whole hand grip to approximate thumb-and-finger grip (may still move whole arm to make marks)		Holds drawing and writing tools using three-point finger grip, using the other hand to hold paper, to make a variety of lines and shapes (e.g., circles, crosses, triangles), letter- and numeral-like forms, and some letters and numerals			WRITING & DRAWING TOOLS
			Snips paper with child safety scissors with increasing ability to make changes in the direction of cutting to cut out simple shapes like circles (though may not be perfectly round)		Uses correct scissors grip and holds paper with one hand to cut along a straight line and cut out simple shapes and pictures		SCISSORS
			Adjusts grasp to use different tools for different purposes (e.g., digs with shovel in sandbox, uses turkey baster at water table, scoops flour during food experiences) and uses increasingly complex tools such as stapler, hole punch, tape dispenser			VARIETY OF TOOLS	

*Children may show variation in these skills based on whether early self-help skills are expected and taught in their family and culture and use of utensils may vary across cultures






PH3. HEALTH AND WELL-BEING

PH3.1 Demonstrates interest in engaging in healthy eating habits and making nutritious food choices

 BIRTH–8m	 9–18m	 19–36m	 37–48m	 49–60m	
<p>Communicates to adults when hungry, thirsty, or has had enough to eat through actions (e.g., infant turns away from breast or bottle when full, crying when hungry) and later in this age range by using words or signs</p>					COMMUNICATING NEEDS
<p>Shows a willingness to taste new foods (e.g., will take at least one bite of a new food, though may need to be offered several times) and expresses preferences about foods</p>					
<p>Engages in basic cooking tasks during food experiences or in dramatic play scenarios (e.g., stirring ingredients in a bowl; setting plates out for snack; cutting with a plastic knife; scooping and measuring, spreading, sprinkling or mashing)</p>					FOOD KNOWLEDGE
<p>Names an increasing variety of foods, begins to ask questions about where food comes from, and later makes connections among food items (e.g., calls an apple and a pear “fruit”; after working in the garden, notices that carrots and potatoes both grow in the ground)</p>					
<p>Shows increasing awareness of healthy and unhealthy foods; demonstrates basic understanding that eating a variety of foods helps the body grow and be healthy, and makes choices about foods, sometimes based on whether the food is nutritious</p>					






PH3. HEALTH AND WELL-BEING

PH3.2 Shows awareness of safe behavior

 BIRTH–8m	 9–18m	 19–36m	 37–48m	 49–60m	
<p>Uses sensory information and cues from caregivers to assess safety of environment [e.g., startles at a loud noise, looks to caregiver when approached by an unfamiliar adult, shows awareness of steep drop-offs when crawling or walking]</p>					AWARENESS OF SAFE BEHAVIOR AND SIGNALS OF DANGER
	<p>Stops unsafe behavior when prompted by an adult, though often needs additional support and redirection [e.g., when distracted or caught up in emotion]</p>		<p>Identifies, avoids, and alerts others to danger and seeks and accepts adults' help in potentially unsafe situations [e.g., alerts teacher to a broken fence part, calls for help from the top of the play structure when needs assistance getting down, reminds another child to go down the slide feet first]</p>		
		<p>Follows basic safety rules, practices, and routines with adult guidance and support [e.g., holds on to rope with knots or loops when moving with group from indoors to outdoors, keeps a safe distance from the swings when reminded]</p>		<p>Demonstrates knowledge of and ability to follow safety rules and routines with increased independence [e.g., most of the time remembers to put on a helmet before riding a tricycle; lines up when fire alarm goes off and when class is outside says to a peer, "Now the teacher's going to call names to make sure we're all here."]</p>	UNDERSTANDING OF SAFETY RULES AND PRACTICES

PH3. HEALTH AND WELL-BEING






PH3.3 Engages in a variety of developmentally appropriate physical activities

 BIRTH–8m	 9–18m	 19–36m	 37–48m	 49–60m	
<p>Participates in simple physical play with an adult [e.g., flexes legs while lying down as adult gently pushes feet back and forth, plays patty cake]</p>	<p>Shows interest and enjoyment in physical activity, movement games, and dances*</p>	<p>Sustains physical activity [e.g., games, dances, running, other movement activities] for increasing periods of time without tiring*</p>			PARTICIPATION IN PHYSICAL ACTIVITY
			<p>Initiates or engages in a variety of increasingly complex physical activities [e.g., pedals a tricycle; jumps in and out of hula hoops; completes an obstacle course that requires climbing, rolling, and crawling]</p>		
			<p>Shows increasing understanding of the physical benefits of exercise [e.g., “Running is good for my body,” “Mom said helping her carry in groceries made my arm muscles stronger”]</p>		

* The National Association of Sport and Physical Education recommends that toddlers and preschoolers should engage in at least 60 minutes total (and up to several hours) of unstructured free play physical activity each day and should not be sedentary for more than 60 minutes at a time except when sleeping. In addition, preschoolers should engage in at least 60 minutes of structured play (physical activity in which an adult is providing activities, instruction, and feedback to help with skill development).

PH3. HEALTH AND WELL-BEING

PH3.4 Takes appropriate actions to meet basic needs*

 BIRTH–8m	 9–18m	 19–36m	 37–48m	 49–60m	
<p>Indicates needs and wants using gestures, body language, vocalizations, and later words (e.g., cries when tired; signs or points to food when wanting more; reaches for adult to be held or hugged)</p>		<p>Communicates with increasing specificity and detail to get needs met (e.g., says “My tummy hurts,” “I need help reaching my toothbrush”) and later may communicate about specific health needs (e.g., “I can’t have peanuts because they make me sick”)</p>			COMMUNICATING NEEDS
<p>Anticipates and cooperates during daily care routines (e.g., opens mouth when food is offered, raises legs when diaper is changed)</p>					PERSONAL CARE ROUTINES
<p>Participates in personal hygiene and self-care routines with adult assistance (e.g., holds hands under faucet and waits for adult to turn it on, holds toothbrush with adult while brushing, sits on toilet with help, pulls off own socks)</p>					
		<p>Shows increasing responsibility for personal self-care routines (e.g., handwashing, toothbrushing, toileting, dressing and undressing) with some support from adults</p>	<p>Demonstrates increasing understanding of how, when, and why personal care routines are completed (e.g., washes hands after handling classroom pet when reminded by teacher; says “I need my hat so I don’t get sunburned.”)</p>		
		<p>Engages in health habits (e.g., blows nose, throws away tissue, and washes hands; covers mouth with arm when coughing and washes hands, uses drinking fountain without touching spout with mouth) with decreasing need for adult support, guidance, and modeling</p>			HEALTH HABITS

*Children may show variation in these skills based on whether early self-help skills are expected and taught in their family and culture

Early childhood researchers refer to young children

as linguistic geniuses.¹ From a very young age children have the capacity to learn language. Research shows that children are processing the sounds of language even before they are born and engage in an immense amount of language learning long before they learn to speak.² Children's language learning is largely driven by the language environment to which they are exposed. For example, at birth children can discriminate the sounds of any language, but this ability quickly becomes specific to the language or languages to which they are most exposed.³ Furthermore, a child's "language nutrition"—the quantity and quality of language children experience—is as critical to a young child's brain development as healthy food is to physical growth. Unfortunately, too many children are "linguistically malnourished." For example, by age 3, children from lower income homes hear an estimated 30 million fewer words than their peers in higher income homes. Children also experience disparities in the quality of language exposure, in terms of the richness and variety of vocabulary words they hear, the types of questions that are asked of them that encourage thinking skills, and *encouraging versus discouraging* conversations ["What does that feel like?" versus "Don't touch that," for example].⁴ However, research shows that high-quality, language-rich interactions in early childhood classrooms can have a profound impact on children's language abilities, and that these effects can overcome the word gap. Language is essential to all areas of development and learning.⁵ It is important to social interaction, with skilled communicators more likely to demonstrate social competence, and is a key foundational component of a child's emergent literacy skills.

Areas of language development in the standards

The *Arkansas Child Development and Early Learning Standards* focus on three areas of language development for all children:

- **Receptive language** describes children's ability to understand and respond to language (in the child's home language). This includes their understanding of an increasingly large vocabulary of words and their ability to comprehend and follow directions.
- **Expressive language** refers to a child's speaking vocabulary, grammar and sentence structure, and clarity of communication.
- **Communication skills** outline a child's ability to hold conversations and understand the social rules of language. Even young babies engage in "conversations" by making sounds or faces back-and-forth with adults.

For children from families who speak a language other than English at home, the standards also include indicators for English Language Development. These standards focus on the development of a child's expressive, receptive, and communication skills in English as well as the development of receptive and expressive language **in the child's home language**. Since English language development depends on when a child is exposed to English and not the child's age, the indicators do not include age ranges. One 4-year-old child could have started learning English at the age of 1 while another may have just started, making age thresholds inappropriate. Instead, the developmental progressions capture "early stage," "mid-stage," and "late-stage" English language development regardless of age. It is also important to note that there is no set time for how long it will take a child to progress through these stages. Progress depends upon the unique characteristics of the child, his or her exposure to English, and other factors.

Potential warning signs of developmental delay

Early childhood professionals play a key role in the early identification of delays in language development. Although the standards have been developed with the understanding that children's language development will vary widely, there are signs that might indicate a developmental delay or behavioral issue. The Centers



¹Kuhl, P. [2010] "The linguistic genius of babies." Ted talk. Retrieved from: https://www.ted.com/talks/patricia_kuhl_the_linguistic_genius_of_babies?language=en

²Moon, C., Lagercrantz, H., & Kuhl, P. K. [2013]. Language experienced in utero affects vowel perception after birth: A two-country study. *Acta Paediatrica*, 102[2], 156 – 160.

³Kuhl, P. K. [2010]. Brain mechanisms in early language acquisition. *Neuron*, 67[5], 713–727.

⁴Hart, B. & Risley, T. R. [1995]. Meaningful differences in the everyday experiences of young American children. Baltimore, MD: Brookes Publishing.

⁵Dickinson, D. K., & Porche, M. V. [2011]. Relation between language experiences in preschool classrooms and children's kindergarten and fourth-grade language and reading abilities. *Child Development*, 82, 870–886.

for Disease Control and Prevention⁶ recommend talking with a medical or early childhood specialist if:

By 9 months, a child doesn't babble (“mama,” “baba,” “dada”) or doesn't respond to own name.

By 18 months, a child doesn't gain new words or doesn't have at least 6 words.

By 3 years old (36 months), a child doesn't speak in sentences or doesn't understand simple instructions.

By 4 years old (48 months), a child doesn't follow 3-part commands, doesn't understand “same” and “different,” doesn't use “me” and “you” correctly, or doesn't speak clearly.

By 5 years old (60 months), a child can't give his first and last name, doesn't use plurals or past tense properly, or doesn't talk about daily activities or experiences.

The indicators above may not include all of the signs of a language delay. Early childhood professionals and parents know the young children in their care best. If there is a suspicion of a language delay, it is important to consult a medical or early childhood specialist.

Special considerations

Children will reach the language development indicators at different ages. Young children who live in poverty, lack stable relationships at home, live with drug- or alcohol-dependent caregivers, or who are exposed to other adverse conditions may progress more slowly and exhibit disparities in language development compared to their peers. These children may require more intense positive interactions and learning opportunities to support their language development.

Language learning is a key component of early development for all children. However, as the term *dual language learners* implies, some children are learning to speak their home language at the same time as they are learning a second lan-

guage, such as English. For children from families who speak a language other than English at home, research indicates that the development of a child's home language supports English language development.^{7,8} As such, it is important that early childhood professionals support and understand the progression of the child's home language even if they don't speak the language themselves. Early childhood professionals should attempt to obtain information about home language development from parents and caregivers through a qualified interpreter and encourage them to create language-rich environments at home. Early childhood programs can also support a child's home language by utilizing teaching assistants, volunteers, or other members of the community who may speak the child's home language to provide experiences in the early learning setting by reading books, telling stories, and singing songs in the child's home language.

Finally, language development may look different among children with disabilities. Children who are hearing-impaired may use gestures, symbols, pictures, or require extra support to communicate. Children with developmental delays may meet the language indicators at a different pace, and potentially in a different order than typically developing children. Children may meet indicators using sign language or assistive or adaptive technology.

Language Development: Key Takeaways

- Children are processing the sounds of language even before they are born and engage in an immense amount of language learning far before they learn to speak.
- For children who are dual language learners, the standards focus on the development of English as well as the development of a child's home language. The standards chart “early stage,” “mid-stage,” and “late-stage” English language development regardless of age.
- The development of a child's home language supports English language development. Early childhood professionals should to the best of their abilities support and understand the progression of the child's home language even if they don't speak the language themselves.






⁶Centers for Disease Control. [2009] *Learn the signs: Act early*. Atlanta, GA: Centers for Disease Control. Retrieved from: http://www.cdc.gov/ncbddd/actearly/pdf/checklists/all_checklists.pdf

⁷Lindsey, K. A., Manis, F. R., & Bailey, C. E. [2003]. Prediction of first-grade reading in Spanish-speaking English-language learners. *Journal of Educational Psychology*, 95(3), 482–494.

⁸Roberts, T. A. [2008]. Home storybook reading in primary or second language with preschool children: Evidence of equal effectiveness for second-language vocabulary acquisition. *Reading Research Quarterly*, 43(2), 103–130.

LD1. RECEPTIVE LANGUAGE

LD1.1 Understands and responds to language (in child's home language)*

 BIRTH–8m	 9–18m	 19–36m	 37–48m	 49–60m
<p>Responds to noises and voices in the environment (e.g., startles or cries at unexpected sounds; smiles or coos when “parentese*” is used)</p> <p>Shows excitement at familiar words such as “mommy,” “bottle,” or “bebé” (baby in Spanish)</p>	<p>Attends to familiar objects or people that have been named and understands the meaning of an increasing number of simple words, especially objects encountered in everyday life</p>	<p>Identifies (e.g., points to) people, animals, and objects when prompted (e.g., points to a cow in a book when adult asks “Where’s the cow?”)</p>	<p>Understands an increasing number of words for objects (nouns), actions (verbs), and characteristics (adjectives) encountered in real and symbolic contexts* (e.g., when playing “doctor” brings another child a stethoscope when he or she asks for it)</p> <p>Responds to increasingly complex “Who,” “What,” “Why,” and “Where” questions</p>	<p>VOCABULARY & LANGUAGE COMPREHENSION</p>
<p>Engages in reciprocal face-to-face interactions and responds to adults through gestures, looking in a specific direction, or vocalizations</p>	<p>Follows simple one- or two-word requests like “Wave bye-bye” with decreasing need for adult gestures</p>	<p>Follows one- or two-step directions that involve familiar experiences or objects (e.g., “Pick up the ball and roll it to me,” or “Dame la mano” [“Give me your hand” in Spanish for dual language learners])</p>	<p>Follows increasingly more detailed, multi-step directions (e.g., “Please put away your markers, put your picture in your cubby, and join us on the carpet”)</p>	<p>FOLLOWS DIRECTIONS</p>






*A child's home language can include any language that the child is primarily exposed to at home, including languages such as Spanish, Marshallese, American Sign Language, etc.

***Parentese** = Commonly referred to as a “baby talk,” and sometimes referred to as “motherese,” it is a form of speaking used by adults in most cultures when speaking with very young children. When adults speak in parentese, they use real words but at a higher pitch, elongating words, and using longer pauses between words (e.g., “Wheeeeeere’s baby? Heeeere you are!”)

***Symbolic context** = environments other than the one that the child experiences in everyday life including those that are in books and created during dramatic play

LD2. EXPRESSIVE LANGUAGE

LD2.1 Uses increasingly complex vocabulary, grammar, and sentence structure (in child's home language)*

 BIRTH–8m	 9–18m	 19–36m	 37–48m	 49–60m	
<p>Experiments with making sounds (e.g., babbling), often repeating consonant sounds (e.g., da da and ba ba)</p>	<p>Begins to say a number of simple words (e.g., “nana,” “go,” “hi,” and “leche” [milk in Spanish for dual language learners])</p>	<p>Begins to use two- and three-syllable words and names specific people, animals, and toys</p>	<p>Uses increasingly complex and varied vocabulary words to express needs and describe objects, relationships between objects, emotions, and actions</p>		EXPRESSIVE VOCABULARY
	<p>May combine two words to express a want or interest (e.g. says “go side” when wanting to go outside)</p>	<p>Begins to use plurals, past tense, subject-verb agreement, and the possessive form* although often incorrectly (e.g., “Mommy goed work”)</p> <p>Increasingly combines simple words into sentence-like structures (e.g., “Me milk please”) and when older, sentences (e.g., “Let’s go to Grammy’s house!” or “Léeme un cuento” [“Read me a story” in Spanish for dual language learners])</p>	<p>Tells increasingly detailed stories about other times and places, with increasing accuracy in use of past and future tenses</p> <p>Uses increasingly longer (i.e., at least four to six word sentences) that are increasingly complex (i.e., combining two or three phrases* in a sentence)</p>		
<p>Uses vocalizations (e.g., cooing) and gestures to communicate needs, interests, and emotions</p>	<p>Uses a small number of real and made-up words that can be understood by familiar adults who speak the same language</p>	<p>Speaks or signs clearly enough most of the time that unfamiliar adults who speak the same language can understand; still mispronounces many words (e.g., says “buhsggetti” for spaghetti)</p>	<p>Communicates clearly enough to be understood by most people and will usually only mispronounce new and/or unusual words</p>		CLARITY OF COMMUNICATION






*A child's home language can include any language that the child is primarily exposed to at home, including languages such as Spanish, Marshallese, American Sign Language, etc.

***Possessive form** = words that are used for showing possession like “mine,” “yours,” “hers,” and “theirs.”

***Phrase** = a group of words that do not express a complete thought (e.g., ‘the car’ and ‘is going fast’ are both phrases in the sentence ‘The car is going fast’)

LD3. COMMUNICATION SKILLS

LD3.1 Communicates using social and conversational rules

 BIRTH–8m	 9–18m	 19–36m	 37–48m	 49–60m
	<p>Initiates interaction or “con-versation” with adults by pointing at objects, speaking or signing a word, sharing a toy, or calling attention to an object or person</p>	<p>Engages in brief back-and-forth conversations, often repeating or imitating words, tone, and actions of adults</p>	<p>Engages in back-and-forth conversations of increasing duration [two to five conversational exchanges**], with increasing ability to extend conversations by asking questions, making comments related to the topic, and later in this age range, engages in a wider variety of conversational topics</p>	
<p>Uses eye contact, facial expressions, gestures, and sounds to engage in turn-taking “conversations” with adults</p>	<p>Shows joint attention* by shifting gaze to where an adult is looking or gesturing (e.g., looks at an object an adult is pointing to and looking at) and when older, initiates bids for joint attention (e.g., holds up a toy and looks at it, looks at adult for eye contact, then returns gaze to toy)</p>	<p>Begins to use polite forms of communication by saying “please,” “thank you,” and “excuse me” with modeling</p>	<p>With support and reminders, uses social rules of language*** with increasing consistency and ability to apply rules in both familiar and unfamiliar settings</p>	

CONVERSATIONS

SOCIAL RULES OF LANGUAGE

***Joint attention** = the shared focus on an object by two individuals

****Conversational exchanges** = Each exchange is a “turn” taken by someone participating in a conversation. Here is an example of a conversation with five conversational turns: [1] *Child*: “Look at the castle I made!” [2] *Teacher*: That’s a big castle! Who lives there? [3] *Child*: Only cats. One hundred cats live in the castle. [4] *Teacher*: One hundred cats. I wonder what they all eat. [5] *Child*: There’s a cook that makes them fish and chicken cookies every day.

*****Social rules of language** = making eye contact while speaking, taking turns in conversation, keeping an appropriate distance from the conversational partner, speaking with appropriate voice volume for the context, etc. It should be noted that conversational rules can vary by culture. For example, in some cultures, it is not appropriate to make eye contact during conversation. Cultural norms regarding volume of speech and physical proximity and contact between conversational partners may also vary.

LD4. ENGLISH LANGUAGE DEVELOPMENT

LD4.1 Demonstrates progress in attending to, understanding, and responding to English

EARLY-STAGE ENGLISH LANGUAGE DEVELOPMENT*	MID-STAGE ENGLISH LANGUAGE DEVELOPMENT	LATE-STAGE ENGLISH LANGUAGE DEVELOPMENT	
Responds to simple, commonly used words and phrases when accompanied by gestures and other supports			ENGLISH LANGUAGE DEVELOPMENT
Pays attention to and observes other children and adults as English is spoken	Responds to words, phrases, and directions in English when they are not accompanied by gestures or other visual aids		
Attends to English in small- and large-group activities, such as circle time, storybook reading, etc.	Demonstrates an understanding of English words related to basic concepts [e.g., colors, some animal classifications, foods, etc.]	Demonstrates an understanding of a larger set of words in English [for objects and actions, personal pronouns, and possessives] in both real and pretend activities	
Imitates behaviors of other children to get the same result [e.g. sees child make the sign for “me too” in sign language and makes the same sign]	Responds appropriately to requests in English that involve one-step directions [e.g., “clean up”] when personally directed by others [these requests may occur with or without contextual cues]	Demonstrates an understanding of words in English related to more advanced concepts [e.g., abstract emotions and ideas]	
		Follows directions that involve a one- or two-step sequence, relying less on contextual cues	
Continues to make developmentally appropriate progress in receptive language skills in home language, including increasing ability to comprehend and respond to directions in home language			HOME LANGUAGE DEVELOPMENT

*Unlike the other developmental progressions outlined for other learning goals, English Language Development is not dependent on a child's age, but on a child's exposure to English. For example, a four-year-old who has recently immigrated to the United State is likely to have less command of the English language than a three-year-old who immigrated when he or she was one. As such, the progression of English Language Development is defined by stages of development rather than by what should occur within a certain age range.

LD4. ENGLISH LANGUAGE DEVELOPMENT

LD4.2 Demonstrates progress in speaking and expressing self in English

EARLY-STAGE ENGLISH LANGUAGE DEVELOPMENT	MID-STAGE ENGLISH LANGUAGE DEVELOPMENT	LATE-STAGE ENGLISH LANGUAGE DEVELOPMENT	
Relies on nonverbal communication, such as gestures or behaviors, to seek attention, request objects, or initiate a response from others	Combines nonverbal with some verbal communication to be understood by others	Demonstrates increasing reliance on verbal communication in English to be understood by others while still making some mistakes	ENGLISH LANGUAGE DEVELOPMENT
Repeats sounds and words in English	Engages in codeswitching* during conversations	Uses new English vocabulary to share knowledge of concepts, including conversational and academic vocabulary	
	Uses telegraphic speech**		
	Uses formulaic speech (expressions that are learned whole, e.g., "I don't know")	Sustains a conversation in English with increasingly complex syntax, adding conjunctions, adjectives, adverbs, subject-verb-object patterns, and other more advanced elements of English sentence construction	
	Uses English vocabulary that mainly consists of concrete nouns and some verbs and pronouns	Expands use of different forms of grammar in English (e.g., plurals; possessive pronouns; simple past-tense verbs), sometimes with errors	
	Converses with others in English using two or three words at a time but switches back and forth between English and their home language		
	Uses some English grammatical markers (e.g., "-ing" or the plural-forming "-s") and applies at times the rules of grammar of the home language to English	Uses "what," "why," "how," "when," and "where" questions in more complete forms in English, sometimes with mistakes	
	Uses "what" and "why" questions in English, sometimes with errors		
Uses age-appropriate vocabulary and grammar in the home language			HOME LANGUAGE DEVELOPMENT
Listens to and converses in age appropriate way in home language			
Asks a variety of age-appropriate questions (e.g., "what," "why," "how," "when," and "where") in home language			

* **Codeswitching** = the act of switching back and forth between English and the child's home language. Children often insert a home language word into an English sentence to get the point across when they don't know the word in English.

****Telegraphic speech** = two-word phrases rather than full sentences, such as "want food"

The most important predictor of high school graduation is a child's ability to read by the third grade.¹ Yet, by age 3, there are already dramatic differences in the development of emergent literacy skills between children from low- and higher-income families. It is very difficult for a child who starts behind to catch up after entering school.² These facts make achieving the goal of reading by the third grade more challenging for children from low-income families.

Emergent literacy is important for future development and learning. Emergent literacy skills are the foundation for later reading and writing, which support all academic progress in school. Early childhood professionals in Arkansas must use the years before a child enters school to build the foundation for literacy in a developmentally appropriate way. Developing this foundation begins at birth with later emergent literacy skills building on skills acquired in the very earliest years of life.

Areas of emergent literacy development in the standards

The *Arkansas Child Development and Early Learning Standards* focus on three areas of emergent literacy:

- **Engagement in literacy experiences and understanding of stories and books** outlines a child's growing level of engagement and interest with books and literacy experiences, as well as the child's ability to comprehend information from stories and books.
- **Phonological awareness** focuses on the ways in which children explore, play and manipulate the sounds of language.
- **Knowledge and use of books, print, and letters** charts the development of a child's understand of letters, letter sounds, print concepts and book features, as well as early writing skills.

Potential warning signs of reading difficulties or delay

Early childhood professionals play a key role in the early identification of delays in emergent literacy. Although the standards have been developed with the understanding that children's development and learning vary widely, there are signs to watch for that might indicate a developmental delay or future reading difficulties. The Centers for Disease Control and Prevention³ recommend talking with a medical or early childhood specialist if:

By 9 months, a child doesn't babble ("mama," "baba," "dada"), doesn't play any games involving back-and-forth interaction, doesn't respond to own name or doesn't look where you point.

By 18 months, a child doesn't gain new words or doesn't have at least 6 words.

By 3 years old (36 months), a child drools, has very unclear speech, doesn't speak in sentences, or doesn't understand simple instructions.

By 4 years old (48 months), a child has trouble scribbling, can't retell a favorite story, doesn't follow 3-part commands, doesn't understand "same" and "different" or "he" and "she", doesn't use "me" and "you" correctly, or speaks unclearly.

By 5 years old (60 months), a child can't give his or her first and last name, doesn't use plurals or past tense properly, or doesn't talk about daily activities or experiences.

The indicators above may not include all of the signs of a delay in emergent literacy. Other signs that may indicate the risk of future reading difficulties in school include:

- For older preschool children [4–5 years old], difficulty with rhyming games, learning the alphabet, associating the appropriate sounds with letters, or delayed or impaired speech.

¹The Annie E. Casey Foundation. [2012]. *Double jeopardy: How third-grade reading skills and poverty influence school graduation*. Baltimore, MD Retrieved from <http://www.aecf.org/m/resourcedoc/AECF-DoubleJeopardy-2012-Full.pdf>.

²See, for example, National Early Literacy Panel. [2008]. *Developing early literacy; Report of the national early literacy panel*. Washington DC: National Institute for Literacy and National Center on Family Literacy.

³Centers for Disease Control. [2009] *Learn the signs: Act early*. Atlanta, GA: Centers for Disease Control. Retrieved from: http://www.cdc.gov/ncbddd/actearly/pdf/checklists/all_checklists.pdf

- For children 5-years-old, not recognizing letters of the alphabet; or
- For all children, being from families who have a history of learning disabilities with speech, language, spelling, or reading.⁴

Early childhood professionals and parents know the children in their care best. If there is a suspicion of a developmental delay or risk of future reading difficulties, it is important to consult a medical or early childhood specialist.

Special considerations

Typically, children will reach the emergent literacy indicators at different ages. However, the development of children's emergent literacy skills depends on their exposure to and engagement in literacy learning opportunities both at home and in early learning settings. There is great variability in children's exposure to early literacy learning opportunities based on socioeconomic and cultural differences that contribute to differences in children's understanding and use of literacy skills even by age 3. For example, reading aloud appears to be one of the most important experiences for building children's emergent literacy skills. However, children from middle-class families are typically read to for about 1,000 hours before beginning kindergarten whereas children from families who live in poverty are read to for only about 25 hours.⁵ Additionally, a family's beliefs about literacy and schooling may affect children's exposure to literacy experiences at home. For instance, within some cultures many parents believe that literacy is something that develops from formal schooling after age 5. These parents often

do not see themselves as teachers of literacy or think it not necessary to read aloud to children under age 3.⁶ Understanding different cultural models of literacy may be especially helpful for early childhood professionals as they work to create home-school partnerships.

Early childhood professionals must ensure that young children with disabilities can fully participate in early literacy learning activities. Children with disabilities may require adaptations both to engage in early literacy activities and to demonstrate their emergent literacy skills.

Emergent Literacy: Key Takeaways

- By the time children turn 3, there are already dramatic differences in the development of emergent literacy skills, making the goal of reading by third grade more challenging for some children than others.
- Developing the foundation of emergent literacy begins at birth with later emergent literacy skills building on skills acquired in the very earliest years of life.
- Children from socioeconomically and culturally diverse families have different levels of exposure to literacy experiences at home. It is important for Arkansas's early childhood professionals to understand different cultural models of literacy and create home-school partnerships that support the development of emergent literacy skills in the home.






⁴Shaywitz, S.E. (1998). "Dyslexia". *New England Journal of Medicine*, 98(338), 307-12.

⁵Berk, L. E. (2006). Looking at kindergarten children. In D. F. Gullo [Ed.], *K today: Teaching and learning in the kindergarten year* (pp. 11-25). Washington, DC: National Association for the Education of Young Children.

⁶Reese, L., & Gallimore, R. (2000). "Immigrant Latinos' cultural model of literacy development: An evolving perspective on home-school discontinuities." *American Journal of Education*, 108(2), 103-134.






EL1. ENGAGEMENT IN LITERACY EXPERIENCES AND UNDERSTANDING OF STORIES AND BOOKS

EL1.1 Shows interest in literacy experiences

 BIRTH–8m	 9–18m	 19–36m	 37–48m	 49–60m	
<p>Demonstrates listening by becoming quiet or shows pleasure when listening to a familiar story, rhyme, or song</p>		<p>Participates in and actively seeks out a variety of literacy experiences such as telling and listening to stories, singing and saying rhymes, engaging with writing materials, and incorporating books or other print into play</p>			ENGAGEMENT IN LITERACY EXPERIENCES
		<p>Shows interest in an increasing variety of types of stories and texts (e.g., picture books, informational texts, rhymes and poetry, illustrated biographies, folk and fairy tales)</p>			VARIETY OF INTERESTS

EL1. ENGAGEMENT IN LITERACY EXPERIENCES AND UNDERSTANDING OF STORIES AND BOOKS

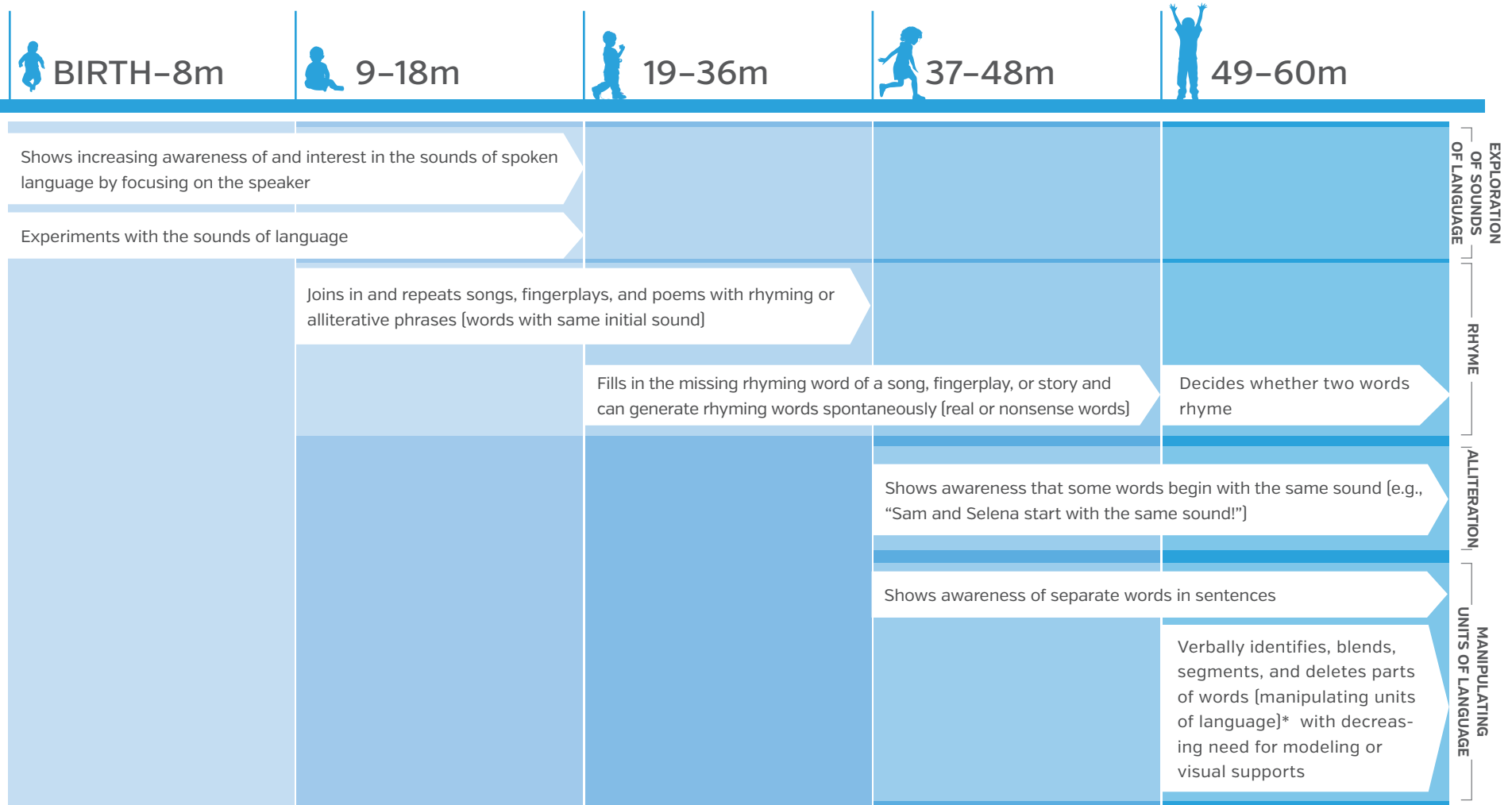
EL1.2 Engages in read-alouds and conversations about books and stories

 BIRTH–8m	 9–18m	 19–36m	 37–48m	 49–60m		
<p>Attends to caregiver’s voice when being held and read to</p>		<p>Actively participates in book reading experiences by pointing to pictures, turning pages, and making sounds or simple comments</p>				<p>ENGAGEMENT WITH BOOKS AND STORIES</p>
		<p>Shows comprehension by making comments, asking and answering questions, and responding to prompts during book reading experiences</p>			<p>With modeling and support, discusses predictions, cause-and-effect relationships, story-related problems and resolutions, and connections to other books and own experiences</p>	<p>STORY COMPREHENSION</p>
		<p>Pretends to read, describing what is happening and using some language from the book with pictures as cues</p>				<p>STORY STRUCTURE</p>
		<p>Retells stories [e.g., favorite book, personal experience] with increasing use of proper sequence and inclusion of major story elements in their narratives such as main characters, setting, story problems, and cause-and-effect relationships</p>				
		<p>Demonstrates knowledge from informational texts* in a variety of ways and makes connections to other books or personal experiences [e.g., when teacher reads the story Owl Moon, child says, “We learned in that other book that owls stay awake at night and sleep during the day.”]</p>				<p>INFORMATIONAL TEXTS</p>

Informational text = type of non-fiction that uses both text and illustrations to convey meaning about the natural and social world, provide facts, and explain processes. Illustrations in these texts are realistic and can include photographs, diagrams, charts, graphs, labels and captions.

EL2. PHONOLOGICAL AWARENESS

EL2.1 Notices and manipulates the sounds of language



*Children learn to manipulate units of language (e.g., words within compound words, syllables) in different ways, progressing from easier to more difficult manipulation tasks (in an overlapping sequence rather than by mastering one level before the next):

Identifying = e.g., counts or claps syllables in classmates' names






Blending = e.g., says *lavaplatos* [dishwasher in Spanish] when asked what word you get when you put *lava* [wash] and *platos* [dishes] together; puts together *com-pu-ter* and says *computer*

Segmenting = e.g., finds pictures of a cama [bed in Spanish] and a león [lion in Spanish] when asked what two words make camaleón [chameleon in Spanish]; says *pen-* and *-cil* when asked to take apart the word pencil

Deleting = e.g., points to picture of a cup when asked "What's *cupcake* without *cake*?"; says no when asked, "What's *mono* [monkey in Spanish] without *mo*-?"






EL3. KNOWLEDGE AND USE OF BOOKS, PRINT, AND LETTERS

EL3.1 Responds to features of books and print

 BIRTH–8m	 9–18m	 19–36m	 37–48m	 49–60m
<p>Explores books with all senses (e.g., sight, touch, even taste)</p>		<p>Shows beginning book handling skills (e.g., holds books right-side-up, turns pages one at a time from front-to-back) with adult support</p>	<p>Imitates the act of reading (e.g., pretends to read to stuffed animals or peers) and shows increasing independence in book handling skills</p>	<p>BOOK KNOWLEDGE</p>
			<p>Knows some features of a book (e.g., title, author, illustrator)</p>	
			<p>Shows understanding that print carries a message and can represent spoken language</p>	<p>PRINT KNOWLEDGE</p>
			<p>Shows increasing awareness of print concepts (e.g., words are made up of letters, print is read left-to-right and top-to-bottom)</p>	

EL3. KNOWLEDGE AND USE OF BOOKS, PRINT, AND LETTERS

EL3.2 Shows knowledge of the shapes, names, and sounds of letters

 BIRTH–8m	 9–18m	 19–36m	 37–48m	 49–60m
<p>Typical development of these skills tends to emerge after 18 months. However, foundations of this learning goal are built through:</p> <ul style="list-style-type: none"> • EL1.1 Shows interest in literacy experiences (see page 54) • EL2.1 Notices and manipulates the sounds of language (see page 56) • EL3.1 Responds to features of books and print (see page 57) 		<p>Shows interest in letters by singing the alphabet song, playing with alphabet blocks, looking at alphabet books, etc.</p>		
		<p>Attends to and recognizes simple environmental print (e.g., recognizes stop sign or Walmart® or Lego® logos, although may not say letters)</p>		
			<p>Recognizes and names an increasing number of letters correctly, especially those in own name</p>	
			<p>Produces the correct sounds for an increasing number of letters</p>	
				<p>Shows understanding that a string of letters represents a sequence of spoken sounds [e.g., when writing asks “How do you spell fish?”]</p>

ALPHABET KNOWLEDGE






LETTER-SOUND CONNECTIONS

*When learning letter names, children tend to learn uppercase letters before lowercase. When they learn lowercase, they most quickly learn names of letters they already know in the uppercase. Children also learn the letters in their own name more quickly than other letters.

Children have an easier time learning the sounds for letters when the letter name provides a “clue” to the sound. For example, learning that the letter B (“bee”) makes the sound /b/ is easier than learning that F (“eff”) makes the sound /f/. Children also have more difficulty with letter–sound connections for letters that represent more than one sound [e.g., the letter C can make the /s/ sound as in city as well as the /k/ sound as in cat.

EL3. KNOWLEDGE AND USE OF BOOKS, PRINT, AND LETTERS

EL3.3 Demonstrates emergent writing skills

 BIRTH–8m	 9–18m	 19–36m	 37–48m	 49–60m	
<p>Typical development of these skills tends to emerge after 8 months. However, foundations of this learning goal are built through:</p> <ul style="list-style-type: none"> • EL1.1 Shows interest in literacy experiences (see page 54) • EL2.1 Notices and manipulates the sounds of language (see page 56) • EL3.1 Responds to features of books and print (see page 57) • PH2.1 Demonstrates fine motor strength, control, and coordination (see page 39) 	<p>Explores writing tools and movements, making scribble marks with increasing control</p>				PRE-WRITING EXPLORATION
		<p>Shows increasing understanding that writing carries a message and uses scribbles, letter-like shapes, or letters to represent words or ideas</p>			LETTER AND PRINT WRITING CONCEPTS
			<p>Produces strings of letters and/or letter-like forms (may be in unconventional order); begins to separate groups of letters with spaces</p>		
			<p>Writes an increasing number of letters correctly, especially those in own name</p>		
				<p>Writes first name with or without mistakes*</p>	
			<p>Uses early invented spelling (writes initial and/or final sounds to represent whole word; e.g., writes MK for milk)*</p>		EARLY WORD WRITING

* May still include letter-like forms, write letters backward, exclude letters or switch their order, and/or may not always write left to right

Young children love to think mathematically. They enjoy building block towers, comparing quantities, and creating patterns. Children have an inherent interest in mathematics and can learn mathematical concepts at a very young age. The years before a child enters school are called the “years of promise” for mathematics because they are particularly important for mathematics development.¹ Children who demonstrate strong prekindergarten math skills are more advanced in mathematics achievement in 10th grade.² Furthermore, the complexity of children’s block play in preschool has been linked to future success in junior high and high school, predicting the number of mathematics courses taken, the number of honors classes taken, the grades received in mathematics, and mathematics achievement scores.³ Children’s mathematical abilities as they enter kindergarten predict their mathematics achievement throughout school and are even related to later reading achievement.⁴

A child’s capacity for learning and understanding mathematical content is often underestimated.^{5,6} Research suggests that children are in fact capable of more mathematics learning than is typically encouraged in early education settings.⁷ Beginning at birth, children use their everyday experiences to construct a variety of fundamental mathematical concepts and strategies. Children even as young as 3-months have an informal understanding of quantity.⁸ By the time children are between 2 and 3 years of age, they are beginning to solve non-verbal calcu-

lations, and by age 3 or 4, children demonstrate many skills such as enumeration, number relations, counting, and informal addition and subtraction.⁹

All of Arkansas’s early childhood professionals, whether or not they feel skilled in math, can be great teachers of early mathematical concepts. A term like *algebraic thinking* in early childhood simply means that a child can recognize patterns and sort objects—two important foundational skills that prepare children for more advanced concepts. Early childhood professionals can introduce mathematical concepts, methods, and language through a range of developmentally appropriate experiences and teaching strategies. Counting with children, using comparison vocabulary (e.g., more, less, same as), telling stories (e.g., *Ten Black Dots*¹⁰), and singing songs that involve number problems (e.g., *Five Little Monkeys*) all promote early mathematical development. Early childhood professionals must provide opportunities for active exploration and discovery to support mathematical thinking for a child’s school readiness and later success.

Areas of mathematical thinking in the standards

The *Arkansas Child Development and Early Learning Standards* focus on four areas of mathematical thinking:

- **Demonstrates number sense and an understanding of quantity** outlines a child’s increasing knowledge of numbers and counting, the ability to compare

¹Clements, D. H., & Sarama, J. (2014). *Learning and teaching early math: The learning trajectories approach* (2nd ed.). New York, NY: Routledge.

²Stevenson, H., & Newman, R. (1986). Long-term prediction of achievement and attitudes in mathematics and reading. *Child Development*, 57, 646-59.

³Wolfgang, C., Stannard, L., & Jones, I. (2001). Block play performance among preschoolers as a predictor of later school achievement in mathematics. *Journal of Research in Childhood Education*, 15(2).

⁴Duncan, G.J., et al. (2007). School readiness and later achievement. *Developmental Psychology*, 43 (6).

⁵Seifert, K. 1993. Cognitive development and early childhood education. In B. Spodek (ed.), *Handbook of Research on the Education of Young Children* (9-23). New York: Macmillan.

⁶Case, R. & Okamoto, Y., eds. [1996] *The role of central conceptual structures in the development of children’s thought*. Monographs of the Society for Research in Child Development, 61 [1-2]. Chicago: University of Chicago Press.

⁷Clements, D. H. & Sarama, J. A. [2009]. *Learning and teaching early math: The learning trajectories approach*. New York: Routledge.

⁸Izard, V., Dehaene-Lambertz, G., & Dehaene, S. [2008]. Distinct cerebral pathways for object identity and number in human infants. *Public Library of Science. Biology* 6(2).

⁹Ginsburg, H.P., Klein, A., & Starkey, P. [1998]. The development of children’s mathematical thinking: Connecting research with practice. In I.E. Sigel, K.A., Renninger, [Eds.] *Handbook of Child Psychology*, Vol. 4, NY: Wiley.

¹⁰Crews, D. [1968]. *Ten black dots*. New York: Scholastic.

whether items and groups are bigger or smaller than one another, as well as an understanding of the relationship between a number and the quantity it represents, changes in quantity (addition and subtraction), and foundational concepts related to division and fractions.

- **Algebraic thinking** charts a child's progression in the ability to sort objects and recognize and create patterns.
- **Participates in exploratory measurement activities and compares objects** focuses on a child's growing ability to measure, compare, and organize (seriate) objects.
- **Explores and describes shapes and spatial relationships** provides a progression of a child's knowledge of shapes and spatial sense, as well as the child's ability to manipulate shapes.

Potential warning signs of mathematical difficulties or delay

Early childhood professionals play a key role in the early identification of delays in mathematical development. Although the standards have been developed with the understanding that children's development and learning vary widely, there are signs to watch for that might indicate a developmental delay or future mathematical difficulties. Signs that may indicate the risk of future mathematical difficulties in school include:

- For older preschool children (4–5 years old), difficulty learning to associate specific numbers to a small group of items (i.e., fewer than four), sorting items in logical ways, remembering numbers, and sensing time accurately (e.g., wants to know soon after arriving at school why it's not lunchtime already).

- Five-year-old children who do not recognize numbers, have difficulty counting, and have problems recognizing patterns, sizes, shapes, or colors.
- Children from families who have a history of learning disabilities,¹¹ children whose mothers consumed alcohol during pregnancy,¹² children who were born at a low birth weight,¹³ and children who have experienced a traumatic brain injury¹⁴ are at higher risk of a mathematical learning disability.

Early childhood professionals and parents know the young children in their care best. If there is a suspicion of a developmental delay or risk of future mathematical difficulties, it is important to consult a medical or early childhood specialist.

Special considerations

Typically, children reach the mathematical thinking indicators at different ages. However, the development of children's mathematical thinking skills depends on their exposure to and engagement in mathematical learning opportunities both at home and in early learning settings. The varying experiences of children outside of their early learning setting provide them with different foundations from which to build mathematics learning. Excellence in mathematics education requires equally high expectations and strong support for all children. Teachers must know as much as they can about these differences and build on children's varying experiences to foster new learning.¹⁵ Building on children's individual strengths and learning styles makes mathematics experiences more effective.

Language plays a primary role in teaching and learning mathematics, so it is important to culturally and linguistically diverse children that language does not become a barrier to teaching mathematics. It is important to use mathematics

¹¹Shalev, R. S., Manor, O., Kerem, B., Ayali, M., Badichi, N., Friedlander, Y., & Gross-Tsur, V. [2001]. Developmental dyscalculia is a familial learning disability. *Journal of Learning Disabilities*, 34(1), 59 – 65.

¹²Kopera-Frye, K, Dehaene, S., & Streissguth, A. P. [1996]. Impairments of number processing induced by prenatal alcohol exposure, *Neuropsychologia*, 34, 1187–1196.

¹³Isaacs, E.B., Edmonds, C. J., Lucas, A. & Gadian, D. G. [2002]. Calculation difficulties in children of very low birthweight: A neural correlate. *Brain*, 124, 1701–1707.

¹⁴Levin, H. S., Scheller, J., Rickard, T., Grafman, J., Martinkowski, K., Winslow, M., & Mirvis, S. [1996]. Dyscalculia and dyslexia after right hemisphere injury in infancy. *Archives of Neurology*, 53(1), 88–96.

¹⁵National Association for the Education of Young Children. [2002]. *Early childhood mathematics: Promoting good beginnings*. Washington, DC: NAEYC.

vocabulary with visual representations of the concepts that are being taught (e.g., using number lines, different block shapes, etc.), and that children are given a variety of ways to understand a given concept.

Early childhood professionals must ensure that young children with disabilities can fully participate in learning activities that foster mathematical thinking. Children with disabilities may require adaptations both to engage in learning activities and to demonstrate their understanding of mathematical concepts.

Mathematical Thinking: Key Takeaways

- Children have an inherent interest in mathematics and can learn mathematical concepts at a very young age.
- Children's mathematical abilities as they enter kindergarten predict their mathematics achievement throughout school and are even related to later reading achievement.
- All early childhood professionals, whether or not they feel skilled in math, can be great teachers of early mathematical concepts. Early childhood professionals use a range of developmentally appropriate experiences and teaching strategies like counting, using comparison vocabulary, telling stories, and singing songs.

MT1. NUMBER CONCEPTS AND OPERATIONS






MT1.1 Demonstrates number sense and an understanding of quantity

 BIRTH–8m	 9–18m	 19–36m	 37–48m	 49–60m	
<p>Attends to quantity while playing with objects (e.g., reaches or looks for more than one object)</p>	<p>Knows some number names (e.g., joins in counting songs, says or gestures “two” when asked age), and later in this age range says or signs more number words in sequence with occasional errors (e.g., says “one, two, three, five”)</p>		<p>Says or signs number words in order accurately with increasing ability to count to 5, then up to 10, and finally to 20 and beyond by the end of this age range</p>	<p>Names what number comes after another number with decreasing need to count up from one (e.g., When asked “What comes after four?” immediately says “Five” instead of “One, two, three, four, five...five!”)</p>	<p>NUMBER NAMES & COUNT SEQUENCE</p>
	<p>Places objects in one-to-one correspondence; later in this age period, begins to use the words more,” “less,” or “the same</p>	<p>Visually determines (without counting) which group of objects has more or less for groups of five or fewer objects (e.g., chooses a group that has more of a preferred item; indicates which group of crackers has more when prompted)</p>	<p>Identifies place in a series using terms like first, second, last, etc. [ordinality]</p>		<p>COMPARISON OF QUANTITY</p>
			<p>Counts to determine and compare whether the number of objects in one group is more than, less than, or the same as objects in another group (for groups of five to ten objects)</p>		
	<p>Shows early one-to-one correspondence* when supported by context (e.g., places one plastic egg in each indentation in a muffin tin)</p>	<p>Shows increasing ability to count objects using one number for each object (one-to-one correspondence) and with increasing consistency uses the last number counted to represent how many objects are in a group (cardinality)</p> <p>Instantly recognizes without counting (subitizes) the number of objects in sets of one to three objects</p>	<p>Instantly recognizes without counting (subitizes) objects in sets of one to four objects (e.g., when playing game where teacher changes the number of blocks under a sheet and then uncovers them, child correctly identifies number of blocks without counting)</p> <p>Begins to use numerals to represent and communicate quantity (e.g., puts three counting bears on a card with the numeral “3” in a game)</p> <p>Shows increasing understanding of the concept of zero (e.g., holds up closed fist to show “no more monkeys jumping on the bed” during the last verse of the song; when teacher takes all of counting bears during a game and asks, “Now how many do you have?” child responds “None!”)</p> <p>Produces a set of a certain number when prompted (e.g., puts five napkins on the table when asked)</p>		<p>CONNECTION OF NUMBER, NUMERAL, & QUANTITY</p>

One-to-one correspondence: matching each item in a set to one—and only one—item in another set or, in counting, matching one number word to each object in a set being counted.




MT1. NUMBER CONCEPTS AND OPERATIONS

MT1.2 Explores combining and separating groups (numerical operations)

 BIRTH–8m	 9–18m	 19–36m	 37–48m	 49–60m	
<p>Typical development of these skills tends to emerge after 8 months. However, foundations of this learning goal are built through:</p> <ul style="list-style-type: none"> • MT1.1 Demonstrates number sense and an understanding of quantity [see page 63] 	<p>Shows increasing understanding of changes in quantity by using and responding to phrases like “more,” “less,” and “all gone” and later in this age range “one fewer” and “one more” [e.g., when prompted, child hands peer one more block]</p>		<p>Shows increased understanding that adding to or taking away objects from a group will increase or decrease the number of objects in the set [e.g., communicates, “I wanted more green blocks so my friend gave me three of his”] and can describe parts of a group [e.g., Says, “I have four cubes. Two are red, and two are blue”]</p>	<p>CHANGES IN QUANTITY</p>	
	<p>With increasing independence creates larger and smaller groups of objects [e.g., placing and removing rings on a vertical peg] and later in this age range adds and subtracts with sets of objects smaller than three with adult support [e.g., “subtracts” from a group of three toys by offering one to an adult, then pointing to the remaining toys and communicating “Two”]</p>		<p>Using fingers or manipulatives as tools, shows increasing ability to solve simple addition problems by joining objects together for increasingly larger totals (up to 10; e.g. when adding a group of 3 and a group of 2, counts “one, two, three...” and then counts on “four, five!” keeping track with fingers)</p>		<p>ADDITION & SUBTRACTION</p>
			<p>Using fingers or manipulatives as tools, shows increasing ability to solve simple subtraction problems by separating increasingly larger totals (up to 10; e.g., when asked how many counting bears will be left from a group of six if a friend takes two, child moves two bears to the side then counts remaining bears, “one, two, three, four...four bears!”)</p>		
			<p>Explores early division concepts by dividing objects into “fair-share” groups [e.g., gives three peers each two pieces of play fruit while playing restaurant] and identifying the concepts of a fraction whole and half by using real objects [e.g., identifies two equal parts of an apple or graham cracker as a half]</p>	<p>EARLY DIVISION AND FRACTIONS</p>	

MT2. ALGEBRAIC THINKING






MT2.1 Uses classification and patterning skills

 BIRTH–8m	 9–18m	 19–36m	 37–48m	 49–60m
<div style="display: flex; justify-content: space-between;"> <div style="width: 45%;"> <p data-bbox="113 451 764 537">Explores the characteristics of objects through various means (e.g., banging, mouthing, dropping) and shows different responses to familiar and unfamiliar people and situations</p> <p data-bbox="474 586 1125 672">Forms groups of like objects based on broad categories (e.g., puts toy cars in one pile and toy animals in another) and later in this age range, child can name the attribute used in sorting</p> <p data-bbox="835 721 1493 807">Sorts objects based on a single, simple characteristic (e.g., color, shape, size) with increasing ability to sort into more than two categories (e.g., making three color groups instead of two color groups)</p> <p data-bbox="1556 711 1856 954">Sorts objects by more than one attribute (e.g., color and shape); attends to more complex attributes (e.g., weight, texture); Sorts and then resorts based on a different characteristic (e.g., sorts by size and then by color)</p> </div> <div style="width: 5%; text-align: center; font-size: 2em;">}</div> <div style="width: 45%; text-align: right;"> <p data-bbox="1919 623 1940 776" style="writing-mode: vertical-rl; transform: rotate(180deg);">CLASSIFICATION</p> </div> </div>				
<div style="display: flex; justify-content: space-between;"> <div style="width: 45%;"> <p data-bbox="113 1011 768 1130">Enjoys and anticipates repetition in activities and daily routines (e.g., smiles in anticipation of adult revealing face during peek-a-boo; makes vocalizations upon hearing a familiar song that is sung each time they are diapered)</p> <p data-bbox="474 1174 1129 1357">Repeats certain action sequences intuitively (e.g., fills up and dumps out container repeatedly) and joins in or copies simple patterns (e.g., does stomp-clap-stomp-clap movements during a song with modeling and support) Later in this age range, shows recognition of simple ABAB patterns (e.g., points to stripes on a shirt and communicates, “Black, white, black, white.”)</p> </div> <div style="width: 5%; text-align: center; font-size: 2em;">}</div> <div style="width: 45%; text-align: right;"> <p data-bbox="1919 1174 1940 1292" style="writing-mode: vertical-rl; transform: rotate(180deg);">PATTERNING</p> </div> </div>				

*Simple patterns include ABAB format (e.g., cat, cow, cat, cow) and AAB or ABB patterns (ABB Pattern: red, blue, blue, red, blue, blue). It is important when presenting patterns to children that the pattern unit be repeated twice to establish the pattern (e.g., AAB pattern: square, square, circle, square, square, circle).






MT3. MEASUREMENT AND COMPARISON

MT3.1 Participates in exploratory measurement activities and compares objects

 BIRTH–8m	 9–18m	 19–36m	 37–48m	 49–60m
<p>Explores the size and shape of objects in various ways [e.g., grasping, mouthing, banging, dropping]</p>	<p>Investigates properties of objects and materials [e.g., volume, relative size] through exploration and play [e.g., tries to squeeze large object into smaller container, pours liquid from one container to another]; later in this age range labels some attributes of objects [e.g., recognizes length by communicating “I’m tall”]</p>		<p>Measures attributes of objects [e.g., length, height, weight] using non-standard units [e.g., lines up a variety of objects, such as blocks and cars, end-to-end without gaps, to measure rug]; and explores formal measuring tools [e.g., measuring cups, scale, ruler] with increasing independence and initiation of activity</p>	<p>MEASUREMENT</p>
			<p>Directly compares objects to see which is longer and later in this age range uses a third object to compare the length of two objects [e.g., uses yarn to measure two different objects]</p>	
	<p>Uses descriptive words or signs of increasing complexity including “big,” “little,” “hot,” “cold,” and makes simple comparisons [e.g., indicates which ball is bigger, correctly compares collections that are quite different in size]</p>		<p>Uses comparative language [e.g., “shorter,” “heaviest”] to directly compare two or more objects [e.g., identifies “small,” “smaller,” “smallest”]</p>	<p>COMPARISON</p>
			<p>Shows increasing ability to identify that different arrangements of the same number of objects are equal; begins to count to compare</p>	
			<p>Organizes a small set of objects [i.e., three to five] in an increasing or decreasing order [seriation; e.g., arranges a set of twigs from shortest to longest]</p>	<p>SERiation</p>

MT4. GEOMETRY AND SPATIAL SENSE

MT4.1 Explores and describes shapes and spatial relationships*

 BIRTH–8m	 9–18m	 19–36m	 37–48m	 49–60m
<p>Explores the size and shape of objects in various ways (e.g., grasping, mouthing, banging, dropping)</p>	<p>Matches and sorts familiar shapes with increasing ability to do so with shapes of different sizes or orientations (e.g., puts small square and large square together; picks up triangle block to put in shape sorter even if block is rotated at a different orientation, e.g., ▲ and ►)</p>		<p>Recognizes and names familiar shapes (e.g., square, triangle, circle, rectangle) and later less familiar shapes (e.g., hexagon, trapezoid) and some three-dimensional shapes (e.g., cube, cone, cylinder, sphere); with increasing ability to recognize shapes regardless of orientation or size and to describe shapes in terms of their attributes (e.g., a triangle has three straight sides)</p>	<p>SHAPE KNOWLEDGE</p>
<p>Explores how objects move (e.g., tracking objects with eyes and head, pushing cars down a ramp) and their own spatial sense (e.g., rolling over, bumping into things, trying to sit on chair that is too small)</p>	<p>Responds to and uses basic spatial directions (e.g., “reach up,” “slide down”) and simple prepositions (e.g., on, in, under, up), especially when accompanied by gestures</p>		<p>Uses increasingly complex spatial vocabulary (e.g., inside, beside, below); follows directions related to directionality, order, and position in space (e.g., “move forward,” “put it behind the green car”); and without needing to handle the object can mentally turn an object to perform simple tasks (e.g., communicates to a friend, “If you turn the puzzle piece it will fit”)</p>	
			<p>Builds increasingly complex designs, pictures, and structures using two- and three-dimensional shapes (e.g., uses circles and rectangles to make a snowman image, constructs a castle out of building blocks), progressing from using one shape for each part of a picture to using several shapes to make one part</p> <p>Combines, rotates, flips, and separates shapes to create designs (e.g., using parquetry blocks) and to make other shapes (e.g., combines two wood triangle-shaped unit blocks to make a square [▲+▼→■]) and later in this age range shows increasing ability to predict which shapes might be used to create other shapes</p>	<p>SHAPE MANIPULATION</p>

Spatial relationships = the positions of objects in space and how objects are oriented in relation to one another (e.g., whether something is over, under, beside, or on another object)

Every young child is a natural scientist and engineer. Children strive to understand “the great mystery into which they are born” by observing the world around them and by experimenting. Even if a child doesn’t grow up to be a scientist, the process of identifying problems, thinking critically, observing, analyzing information, noticing patterns, and forming conclusions is important for success in adulthood. Researchers have identified three broad areas of science knowledge and skills that are important for future learning and success. The first is knowledge of *scientific practices*. These practices include asking questions, making predictions, and conducting investigations. The second area is an understanding of the big *concepts of science* like understanding parts of a whole, how structure relates to how something functions, and change over time. The final area is *science content*, which includes knowing about living things, the earth, space, and man-made objects.¹

There is a great deal of overlap between the *Science and Technology* domain and other domains within the standards. For example, curiosity is the driving force behind advancements in science, which is an aspect of approaches to learning within the *Cognitive Development* domain. Children also need to sustain attention, use their mathematical knowledge and fine and gross motor skills in learning science, as well as collaborate with their peers in the scientific process.

It is important that Arkansas’s early childhood professionals understand that young children have the capacity and inherent interest in engaging in scientific thinking. Arkansas’s early childhood professionals must be intentional in preparing developmentally appropriate activities for children that foster scientific learning, and understand that science can be a means of building cognitive, social and emotional, mathematical, and even physical skills.

Areas of science and technology in the standards

The *Arkansas Child Development and Early Learning Standards* focus on three areas of science and technology:

- **Scientific practices** focuses on the growth in a child’s ability to ask questions, form hypotheses, collect and analyze data, and communicate the results to others.
- **Knowledge of science concepts** charts the development of a child’s understanding of systems (e.g., transportation system), the relationships between structure and function (e.g., round balls roll and plants need stems) and stability and change (e.g., living things grow and seasons change).
- **Knowledge of science content** outlines a child’s growing understanding of living things, nature and the environment, physical objects, as well as developmentally appropriate uses of technology and engineering practices to foster creativity and gain knowledge.

Special considerations

Children will reach the science and technology indicators at different ages. However, children’s understanding of science and technology depends on their exposure to learning opportunities both at home and in early learning settings. There is great variability in children’s exposure to early science and technology learning at home based on socioeconomic and cultural differences that contribute to disparities in children’s knowledge of scientific concepts. These disparities can be overcome through intentional, developmentally appropriate teaching.

Language plays a primary role in teaching and learning science, so it is important to culturally and linguistically diverse children that language does not become a barrier to teaching science. Also, early childhood professionals must ensure that young children with disabilities can fully participate in learning activities that foster scientific thinking and practices. Children with disabilities may require adaptations both to engage in learning activities and to demonstrate their understanding of science and technology concepts.



¹NGSS Lead States. (2013). Next generation science standards. For states, by states. Washington, DC: The National Academies Press.

Finally, the science and technology indicators address appropriate interactions between children and technology to support learning, exploration, play, and creativity. Although technology can be used for multiple purposes to support learning, the American Academy of Pediatrics (AAP) provides well-balanced guidance related to digital devices and screens. Arkansas's early childhood professionals should consult Arkansas's minimum child care licensing requirements and the AAP publication, *Beyond 'turn it off': How to advise families on media use* for guidance on the use of technology and screen time for young children.²






Science and Technology: Key Takeaways

- Young children have the capacity and inherent interest to engage in scientific thinking.
- Arkansas's early childhood professionals must be intentional in preparing developmentally appropriate activities for children that foster scientific learning, and understand that science can be a means of building cognitive, social and emotional, mathematical, and even physical skills.
- Although technology can be used for multiple purposes to support learning, the American Academy of Pediatrics (AAP) provides well-balanced guidance related to the use of digital devices and screens during early childhood. Arkansas's early childhood professionals should consult Arkansas's minimum child care licensing requirements and the AAP publication, *Beyond 'turn it off': How to advise families on media use* for guidance on the use of technology and screen time for young children.

²Brown, A, Shifrin, D.L. and Hill, D. (2015). "Beyond 'turn it off'" How to advise families on media use." *In AAP News*. DOI: 10.1542/aapnews.20153610-54

ST1. SCIENTIFIC PRACTICES






ST1.1 Engages in the scientific process to collect, analyze, and communicate information

 BIRTH–8m	 9–18m	 19–36m	 37–48m	 49–60m
<p>Explores and manipulates objects using multiple senses (e.g. touch, taste, sight, smell, sound)</p>		<p>Asks questions, makes observations, and predictions about the world around them with adult support (e.g., “Where snow go?”; describes texture of fabrics as soft, scratchy, or bumpy when prompted; predicts that apples will be served for snack)</p>		<p>Asks questions about the world (e.g., “What do plants need to grow?”) and seeks answers from various sources (e.g., asks teacher to help find information about spiders in a book)</p> <p>Makes increasingly complex observations about objects and events (e.g., notices that outdoor area smells different after rain)</p> <p>Makes predictions about what might happen based on past experience (e.g., “I think that adding yellow paint to blue paint will make green”, “I think the ping pong ball will float”)</p>

OBSERVATIONS, QUESTIONS, & PREDICTIONS

ST1. SCIENTIFIC PRACTICES

ST1.1 Engages in the scientific process to collect, analyze, and communicate information (continued)






 BIRTH–8m	 9–18m	 19–36m	 37–48m	 49–60m
<p>Recognizes ability to make things happen (e.g., hits or kicks an object and it moves) and intentionally repeats actions to observe the reaction (e.g., bangs block on floor repeatedly to hear the sound it makes; flips switches on and off; splashes hands in water to see toys move)</p>		<p>Explores cause-and-effect relationships by varying actions to change the reaction (e.g., mixes red paint with blue paint, then mixes red paint with green paint; changes the size and/or orientation of blocks used when attempting to build a tall structure that doesn't fall down)</p>		
			<p>Engages in adult-supported investigations; forms and tests hypotheses (e.g., mixes soil and water to make mud; builds a “bridge” out of classroom materials and seeing how many foam blocks it will hold before collapsing; waters seeds in one container, but not another to answer the question, “Do plants need water to grow?”)</p>	
			<p>With adult assistance, analyzes, interprets, and communicates data (e.g., compares initial prediction of which objects would float to actual results; records information through a drawing or dictation)</p>	

INVESTIGATION & HYPOTHESIS TESTING

DATA ANALYSIS & COMMUNICATION






ST2. KNOWLEDGE OF SCIENCE CONCEPTS

ST2.1 Demonstrates knowledge of core science ideas and concepts

 BIRTH–8m	 9–18m	 19–36m	 37–48m	 49–60m	
<p>Shows beginning awareness of parts of own body and how to use them to interact with the world in specific ways (e.g., using hands to pick up things; later in this age range leans ear closer to window when adult says, “Listen! Can you hear that outside?”)</p>		<p>Identifies parts of a whole [e.g., labels parts of a toy car such as door, wheel, headlight] and with adult support can describe their basic functions</p>	<p>With adult support asks questions and makes comments about parts of more complex systems and how they interact to make it function [e.g., talks about roles of members of their family; asks about the gears and parts of a wind-up toy and how they make it work]</p>		SYSTEM PARTS & WHOLE
<p>Explores characteristics of different animals, materials, and objects [e.g., explores different textures in touch-and-feel books; touches mouth of caregiver who is singing to see where sound is coming from]</p>		<p>Observes and describes basic features and functions of living things, objects, and materials [e.g., talks about body parts and their uses; describes attributes of materials related to their function by using words like strong, squishy, round, soft; communicates, “Windows are clear so we can see through them”]</p>		<p>Makes observations and generalizations about structure and function [e.g., generalizes that objects that are round will roll; talks about why plants need stems; describes why birds can fly and people can’t]</p>	
<p>Anticipates familiar routines and activities [e.g., mealtimes] and notices changes in the environment [e.g., later in this age range points to a piece of furniture that has been moved]</p>		<p>Describes changes in the environment with adult support [e.g., talks about weather conditions such as rain, snow, and wind; notices clouds changing shape and moving across the sky]</p>	<p>Observes and describes environmental changes over time with increasing sophistication [e.g., comments on flowers blooming in the spring; notices when branches have been trimmed from a tree; communicates, “The sun made the slide hot!”; notices the shape of the moon changing over time]</p> <p>Demonstrates an understanding that living things change over time in size and other capacities as they grow [e.g., talks about similarities and differences between babies and adults; acts out a song about growth by pretending to be a plant and demonstrating with body how a seed grows into a seedling then a tree]</p>		STABILITY AND CHANGE






ST3. KNOWLEDGE OF SCIENCE CONTENT

ST3.1 Demonstrates knowledge of the characteristics of living things, the earth’s environment, and physical objects and materials

 BIRTH–8m	 9–18m	 19–36m	 37–48m	 49–60m	
<p>Responds to and explores characteristics of living things (e.g., Observes with interest fish swimming in a bowl or aquarium; points and squeals when sees a dog; runs hand over bark of a tree; later in this age range, chases or follows a butterfly, ladybug, or bird)</p>			<p>With increasing independence, asks and answers questions about the similarities, differences, and categories of plants and animals (e.g., talks about how birds have feathers covering their bodies, but snakes have scales)</p>		LIVING THINGS
			<p>Shows curiosity and knowledge about how living things grow and change over time (e.g., talks about how kitten at home is getting bigger; asks why leaves change color)</p>		
			<p>With adult support describes characteristics that define living things (e.g., breathes, moves, grows)</p>		
			<p>Shows curiosity about the relationship of living things to their environments/habitats (e.g., asks why fish always live in water; wonders where birds sleep)</p>		
<p>Shows interest in the natural world (e.g., closes eyes and tilts head up to feel breeze on face; touches flowers and plants; investigates natural materials such as water, dirt, and leaves)</p>			<p>Investigates and uses increasingly complex vocabulary to describe natural elements in the environment (e.g., observes a group of ants moving on the playground and comments, “They’re moving around like they’re scared”; draws different kinds of leaves in the science center and communicates “This one has round edges, this one has pointy edges.”)</p>		NATURE & THE ENVIRONMENT
		<p>Helps care for the environment (e.g., throws away a used paper towel; participates in some way in clean-up time)</p>	<p>Demonstrates respect for the environment (e.g., observes flowers or insects without intruding or destroying; picks up a piece of litter and says, “Animals might get sick if they eat this”)</p>		
<p>Actively explores and experiments with the physical properties of objects and materials (e.g., combines different substances such as water and dirt; stacks and knocks down towers; bounces balls; explores fabrics with different textures)</p>			<p>Uses observable characteristics to describe and categorize physical objects and materials based on similarities and differences (e.g., after participating in an investigation, sorts items into those that float and those that sink; sorts objects made of wood and those made of plastic)</p>		PHYSICAL OBJECTS & MATERIALS

ST3. KNOWLEDGE OF SCIENCE CONTENT

ST3.2 Uses tools and engineering practices to explore and solve problems

 BIRTH–8m	 9–18m	 19–36m	 37–48m	 49–60m
<p>Uses body parts as tools to obtain a result (e.g., reaches out and grasps a rattle)</p>	<p>Uses own body, other people, or objects to make something happen (e.g., pulls an adult’s hand and guides it to push a button on a toy; later in this age range uses an object to reach something under a chair)</p>			
		<p>Explores and later in this age range identifies simple machines such as ramps, gears, wheels, pulleys, and levers through play experiences (e.g., plays with ramps and vehicles in the block area; uses pulleys in the sand table; explores manipulative toys that use gears)</p>	<p>Uses a variety of tools (e.g., ruler, balance scale, magnifying glass, toy stethoscope, unit blocks, measuring cups, thermometer) to gather information, investigate objects, and solve problems</p>	
		<p>Explores principles such as stability and balance (e.g., building block structure) and force and motion (e.g., rolling a car down a ramp)</p>	<p>Shows increased understanding of relationships between variables and outcomes (e.g., steepness of a ramp and speed of a rolled ball; size of blocks and stability of structure)</p>	<p>With adult support, generates multiple solutions to problems, tests solutions and revises them, (e.g., builds block tower that falls with a foundation of small blocks; uses bigger blocks the next time) and develops increasingly detailed explanations of their ideas and reasons for outcomes</p>






KNOWLEDGE & USE OF TOOLS

ENGINEERING PRACTICES* & THINKING

*Engineering Practice = the application of scientific principles to determine criteria for a successful solution to a problem and identify constraints.

ST3. KNOWLEDGE OF SCIENCE CONTENT

ST3.3 Engages in developmentally appropriate interactions with technology* and media that support creativity, exploration, and play

 BIRTH–8m	 9–18m	 19–36m	 37–48m	 49–60m
<p>Typical development of these skills tends to emerge after 8 months. However, foundations of this learning goal are built through:</p> <ul style="list-style-type: none"> CD1.1 Shows curiosity and a willingness to try new things [see page 26] 	<p>Explores and uses simple tools (e.g., spoons, hairbrushes, crayons) and later in this age range common devices such as sinks and toilets</p>	<p>Incorporates technology tools into their pretend play (e.g., pretends to call someone on a toy phone, uses a keyboard in the “office” prop box to pretend to write someone a letter)</p>	<p>Develops knowledge of and explores the functionality of simple digital devices (e.g., touch screen, e-book reader, digital camera, copier, light table, music player)**</p>	<p>TECHNOLOGY HANDLING</p>
			<p>Identifies technology tools for multiple purposes, including creating, problem solving, gathering information, and documenting (e.g., creates a picture or story on an electronic device, suggests looking up a question or the meaning of a word on the internet, records a story made up on a recording device)</p>	<p>DIGITAL LITERACY</p>
			<p>Shows knowledge of how to use technology in safe, healthy, acceptable, responsible, and socially positive ways (e.g., suggests sending a get-well message to a friend who is sick)</p>	<p>DIGITAL CITIZENSHIP</p>
			<p>Follows directions and class rules for using digital devices (can log in and out; keeps foreign materials away from equipment; handles equipment with care; knows the time limit or sign up rule for access to the device)</p>	

*Arkansas's child care licensing requirements prohibit the use of television, DVDs, video cassettes and computer/video games and other screen time activities for children younger than two years of age. New recommendations published in the fall of 2015 by the American Academy of Pediatrics [AAP] reinforce this regulation and suggest that optimal educational media opportunities begin after age 2. The guidance discourages the use of screen media for children under the age of 2 as neuroscience suggests that very young children learn best through two-way, social, and language-rich interactions. However, the AAP guidance does acknowledge some appropriate uses of technology for infants and toddlers such as viewing digital photos, participating in Skype interactions with loved ones, co-viewing e-books, and engaging with some interactive apps.¹

**Children's proficiency using technology tools will differ in large part due to varying amounts of exposure and modeling they receive in their home environment, which may depend on family values and attitudes toward technology as well as access to technology tools and associated resources (e.g., broadband internet connection)

¹ Brown, A., Shifrin, D.L., & Hill, D.L. [2015]. Beyond “turn it off”: How to advise families on media use. *AAP News*, 36, 10, 5 55. doi: 10.1542/aapnews.20153610-54.

The area of social studies in early childhood consists of a child’s progression from “me” to “we.”¹ Young children show a gradual expansion in their understanding of the world, with infants and toddlers first interested primarily in themselves. During the preschool years, children begin to widen their circles to include their early learning setting, family and cultural heritage, and broader community. Children also become interested in the roles that people play in society. Social studies is a broad area of learning, incorporating concepts from the fields of history, geography, anthropology, sociology, civics, economics, and mathematics.² For example, understanding basic geographical concepts such as knowing where you are and how to get around in the world is related to the understanding of spatial relationships, a mathematical thinking skill.³

The foundation of children’s learning of social studies concepts such as history and geography lies in their early understanding of daily routines, sequences and the characteristics of familiar places such as home and school. Through social studies, early childhood educators can broaden a child’s understanding of the world by taking them “beyond the here-and-now.” By talking about things that are not immediately present in the child’s environment, a child can learn of other places, cultures, and traditions. For example, a child’s interest in building castles in the block area may lead to a discussion of what it may have been like to live in another time when people did not have access to modern technologies such as electricity or cars. Arkansas’s early childhood professionals can also encourage children to explore their own and others’ family and cultural identities.

Areas of social studies in the standards

The *Arkansas Child Development and Early Learning Standards* focus on two areas of social studies:

- **Family, community, and culture** describes a child’s development of family pride and positive social identity, including their participation as a member of a learning community, their evolving family and cultural identity, and their awareness of roles in society.

- **History and geography** outlines a child’s growing awareness of time, including their understanding of concepts such as past and future and change over time, as well as their knowledge of simple geographic concepts.

Social Studies: Key Takeaways

- During the preschool years, children begin to widen their circles to include their early learning setting, family and cultural heritage, and broader community.
- Social studies is a broad area of learning, incorporating concepts from the fields of history, geography, anthropology, sociology, civics, economics, and mathematics.
- Through social studies, early childhood educators can broaden a child’s understanding of the world by talking about things that are not immediately present in the child’s environment.






¹Neill, P. (2015). Going from me to we: Social studies in preschool. *High Scope Extensions*, 29(1), 1–10.

²Seefeldt, C. (1997). Social studies in the developmentally appropriate integrated curriculum. In C. H. Hart, D. C. Burts, & R. Charlesworth (Eds.), *Integrated curriculum and developmentally appropriate practice: Birth to age eight* (pp. 171–199). Albany, NY: SUNY Press.

³Clements, D. H. & Sarama, J. (2009). Early childhood mathematics education research: Learning trajectories for young children. In *Learning and Teaching Early Math: The Learning Trajectories Approach*, New York: Routledge.






SS1. FAMILY, COMMUNITY, AND CULTURE

SS1.1 Demonstrates positive connection to family and community

 BIRTH–8m	 9–18m	 19–36m	 37–48m	 49–60m	
<p>Typical development of these skills tends to emerge after 18 months. However, foundations of this learning goal are built through:</p> <ul style="list-style-type: none"> • SE1.1 Forms trusting relationships with nurturing adults [see page 18] • SE1.2 Interacts with peers [see page 19] • SE3.1 Shows awareness of self as unique individual [see page 22] • CD 3.2 Engages in symbolic and abstract thinking [see page 33] 		<p>Begins to identify as a member of a classroom or group (e.g., “I’m a Ladybug [class name]”) and follows simple rules with adult support</p>		<p>Shows increasing participation as a member of the learning community (e.g., participates in whole-group activities, helps establish rules for behavior, participates in classroom clean-up, etc.)</p>	LEARNING COMMUNITY
		<p>Recognizes similarities and differences among individual people and groups of people (e.g., notices when another language is spoken; says “Everyone in my family has brown hair”)</p>			
				<p>Shows knowledge of family, cultural and political history (e.g., talks about where family came from, where cultural traditions came from, knows who president is)</p>	
		<p>Engages in increasingly complex pretend play acting out family or community roles and events (e.g., pretends to be a “daddy” sweeping the house or feeding the baby; later in this age range, acts out scenes at a restaurant, beauty salon, or doctor’s office)</p>			
		<p>Shows increasing awareness of the roles people play in society (e.g., talks about roles of various family members; describes jobs of community helpers such as firefighters, grocery clerks, and veterinarians; talks about what they would like to be when they grow up)</p>			



SS2. HISTORY AND GEOGRAPHY

SS2.1 Shows awareness of sequence and change over time

 BIRTH–8m	 9–18m	 19–36m	 37–48m	 49–60m	
<p>Shows anticipation for regularly scheduled daily activities (e.g., when bottle is seen, kicks feet and smiles in anticipation of being fed; later in this age range, moves to the table after handwashing without the caregiver's instruction)</p>		<p>Discusses events in the immediate past or future (e.g., gives simple account of what happened that day; communicates “After lunch, we get to read books”) and communicates about events that are increasingly distant from the present (e.g., talks about “When I was a baby…” and makes predictions about future events with adult support)</p>			AWARENESS OF PAST & FUTURE
		<p>Understands and, later in this age range, uses increasingly complex time-related words and concepts (e.g., “now/later,” “day/night”, “last time/next time”)</p>			TIME CONCEPTS

SS2. HISTORY AND GEOGRAPHY

SS2.2 Demonstrates simple geographic knowledge

 BIRTH–8m	 9–18m	 19–36m	 37–48m	 49–60m
<p>Typical development of these skills tends to emerge after 8 months. However, foundations of this learning goal are built through:</p> <ul style="list-style-type: none"> MT4.1 Explores and describes shapes and spatial relationships (see page 67) 	<p>Knows where some favorite toys or foods are stored in familiar places (e.g., home, classroom)</p>	<p>Communicates with increasing specificity about the location of objects and areas at home and school (e.g., talks about something in a closet in the classroom) and can match objects to their usual geographic location (e.g., stove in kitchen, bed in bedroom)</p>	<p>AWARENESS OF LOCATION AND PLACE</p>	
	<p>Shows awareness of familiar buildings and landmarks (e.g., home, school, library, grocery store, parks, sculptures or statues, lakes or rivers)</p>	<p>Understands and uses words indicating relative distances (e.g., near, far, close)</p>		
		<p>Shows interest in exploring geography tools (e.g., map, compass)</p>		
<p>Discusses basic geographic concepts and features of environments (e.g., says “We have mountains where we live”; sees a picture of fish and says, “They live in water”)</p>				

Young children love to express themselves through music, movement, visual arts, and drama. With the proper learning environment, engaging in artistic expression can foster a child's creativity and support other areas of development and learning. Creativity and creative thinking are critical 21st century skills, important drivers of innovation in society, and key elements for success and happiness in school and adulthood.¹ At the same time, music, visual arts, and drama are serious fields of study much like mathematics and science. Sophisticated artistic expression requires an understanding of the specific concepts and processes of these art forms that begins in early childhood. Music, for example, requires an understanding of tempo, dynamics [loud and soft], and pitch. Visual art requires an understanding of shape, color, and texture. Arkansas's early childhood professionals can help young children learn these concepts and provide a foundation for more advanced artistic expression.

The domain of *Creativity and Aesthetics* intersects with all other areas of development and learning. Through music, movement, visual arts, and drama, children can improve their fine and gross motor skills, language and vocabulary, and social skills. Children can also learn mathematical and science concepts through different forms of artistic expression (e.g., fractions and sound waves), as well as about different cultures through songs, dance, and art. It is important that Arkansas's early childhood professionals encourage exploration of different forms of artistic expression and provide developmentally appropriate opportunities to draw, sing, and engage in dramatic play activities.

Areas of creativity and aesthetics in the standards

The *Arkansas Child Development and Early Learning Standards* focus on three areas of creativity and aesthetics:

- **Music and movement** focuses on a child's growing ability to explore and move to music, understand music concepts, and appreciate music.
- **Visual arts** charts a child's progression in exploring and appreciating art, understanding art concepts, and expressing themselves through art.
- **Drama** outlines a child's growing ability to explore drama, understand drama concepts, and appreciate and express themselves through drama.

Special considerations

Children will reach the creativity and aesthetics indicators at different ages. However, children's understanding of the indicators depends on their exposure to learning opportunities both at home and in early learning settings. There is great variability in children's exposure to art, music, and drama at home, which is related to socioeconomic and cultural differences. These differences contribute to disparities in children's knowledge, understating, and engagement in music, movement, visual art, and drama.

For culturally and linguistically diverse children, using art, music, and stories from their home culture is an excellent way of engaging them in classroom learning activities. In addition, early childhood professionals must ensure that young children with disabilities can fully participate in artistic activities that support progress on the creativity and aesthetics indicators. Children with disabilities may require adaptations both to engage in learning activities and to demonstrate their understanding of artistic concepts.






Creativity and Aesthetics: Key Takeaways

- Creativity and creative thinking are critical 21st century skills, important drivers of innovation in society, and key elements for success and happiness in school and adulthood.
- Music, visual arts, and drama are serious fields of study much like mathematics and science. Sophisticated artistic expression requires an understanding of the specific concepts and processes of these art forms that begins in early childhood.
- Through music, movement, visual arts, and drama, children can improve development and learning in other areas. It is important that Arkansas's early childhood professionals encourage exploration of different forms of artistic expression and provide opportunities to paint, sing, and engage in dramatic play activities.

¹Partnership for 21st Century Skills. (2007). *The Intellectual and Policy Foundations of the 21st Century Skills Framework*.

CA1. MUSIC AND MOVEMENT

CA1.1 Explores through listening, singing, creating, and moving to music

 BIRTH–8m	 9–18m	 19–36m	 37–48m	 49–60m	
Responds to music by turning head and reacting with body movements	Enjoys producing music and other sounds with voice and simple instruments [e.g., explores making noises with tambourine, attempts to blow into a whistle or harmonica]		Explores a widening variety of culturally diverse musical instruments, using them to produce increasingly complex rhythms, tones, melodies, and songs		EXPLORATION OF MUSIC & MOVEMENT
Uses objects and tools to make sounds [e.g., shakes rattle]	Moves body in response to rhythms and music [e.g., sways to the sound of music, claps along with song, though may not be on the beat]		Uses body movement to respond with increasing accuracy to beat, dynamics [loud versus quiet], and tempo [speed] of music [e.g., marches with musical instruments with increasing ability to move in step with the beat; tiptoes during quiet music and stomps when it gets louder; moves slower or faster in time with music]		
	Imitates and begins to demonstrate understanding of fast/slow and loud/soft as they relate to playing music and singing			With adult support demonstrates the foundational components of music, including tempo [e.g. by singing faster when asked to up the tempo], dynamics [e.g. by louder and softer during a song and pitch*[e.g. by singing higher and lower notes]	MUSIC & MOVEMENT CONCEPTS
	Develops preferences for favorite songs and fingerplays [e.g., claps and smiles or communicates “Again! Again!” when a song is finished; requests certain songs or fingerplays be played or sung]		Requests favorite types of music, discusses favorite songs, and shows appreciation for the music and dance of others	Expresses self through music by making up songs, changing words to familiar songs, and experimenting with rhythmic patterns	MUSICAL EXPRESSION & APPRECIATION






*Tempo = how slow or fast a song should be sung or played

*Dynamics = loudness or softness of a piece of music

*Pitch = how high or low a note or tone is

CA2. VISUAL ARTS

CA2.1 Explores, manipulates, creates, and responds to a variety of art media






 BIRTH–8m	 9–18m	 19–36m	 37–48m	 49–60m	
<p>Explores textures and other sensory experiences</p> <p>Shows interest in gazing at pictures, photographs, and bright and/or contrasting colors</p>	<p>Participates in child-initiated visual art activities* and with adult support experiments with a variety of media and materials [e.g. crayons, markers, colored pencils, chalk, paints, collage materials, play dough, clay]</p>		<p>Engages in child-initiated visual art activities with increased independence, intentionality, planning, and knowledge of art media and materials [e.g., asks a friend, “Can I use the easel when you’re done?”; creates two- or three-dimensional art that approximate or depict people, animals, and objects; says, “I’m going to draw daddy,” before starting a project]</p>		<p>EXPLORATION OF ART</p>
		<p>Shows increasing range and intentionality in art creations [e.g., draws multiple simple shapes; uses a variety of tools to make different textures in play dough; shows preferences and makes choices about colors]</p>		<p>With adult support demonstrates the foundational components of art, including line, shape [e.g. by drawing lines and different shapes], color [e.g. by using different colors], and texture [e.g. by describing how a piece of art feels]</p>	
		<p>Tells about their artistic creations with increasing detail</p>			<p>ART APPRECIATION & EXPRESSION</p>
		<p>Recognizes and states that objects in the environment are beautiful and later in this age range, can articulate why they believe it is beautiful</p>			
		<p>Chooses their own art for display in the learning environment or for inclusion in a book and briefly explains their choice</p>			
				<p>Communicates with others about art by discussing the ideas behind own art and how it was made; the feelings generated by looking at different art; and by showing appreciation for the artwork of others</p>	

*Visual art activities = a broad category of art activities that include drawing, painting, printmaking, sculpture, graphic art, and other art forms.

*Texture = the way an object feels to the touch or looks as it may feel if it were touched

CA3. DRAMA

CA3.1 Explores feelings, relationships, and concepts through imitation, pretend play, and sociodramatic play

 BIRTH–8m	 9–18m	 19–36m	 37–48m	 49–60m	
<p>Engages in social play (e.g., peek-a-boo) with adults</p>	<p>Tries out roles and relationships through imitation and pretend play using real objects (e.g. uses cup to pretend to drink) and later in this age range uses objects to represent other things (e.g. pretends a block is a telephone)</p>		<p>Explores a variety of themes and roles through play, including real-life scenarios and people, fictional stories and characters, and play that expresses feelings and helps process experiences</p>		EXPLORATION OF DRAMA
			<p>Engages in increasingly complex, longer play scenarios; assigns or assumes multiple roles within a scenario; tells more cohesive stories through play</p>		
				<p>With adult support understands the foundational components of drama, including theme (e.g., can identify the main idea of the story), plot (e.g. can discuss the series of events that take place), character (e.g. can identify the main and minor characters and their roles), and dialogue (e.g., can discuss the interactions between characters).</p>	DRAMA CONCEPTS
				<p>Discusses and expresses appreciation after viewing a performance by older children or a professional group.</p>	

*Dialogue = the interactions both spoken and unspoken (facial expressions) that convey intent, feeling, or thought

Social and Emotional Development

SE1. Relationships with Others

SE1.1 Forms trusting relationships with nurturing adults

- Interactions
- Attachment relationships

SE1.2 Interacts with peers

- Develops friendships
- Stages of play
- Social skills

SE2. Emotional Expression and Understanding

SE2.1 Experiences, expresses, and regulates a range of emotions

- Emotion expression
- Emotion regulation

SE2.2 Interprets and responds to the feelings of others

- Empathy
- Emotion understanding

SE3. Self-Awareness and Self-Concept

SE3.1 Shows awareness of self as unique individual

- Sense of identity
- Characteristics of self and others
- Preferences

SE3.2 Demonstrates competence and confidence

- Sense of autonomy
- Self-confidence

Cognitive Development

CD1. Approaches to Learning

CD1.1 Shows curiosity and a willingness to try new things

- Exploration and investigation
- Interest in new experiences

CD1.2 Shows persistence in approaching tasks

- Determination
- Task completion
- Acceptance of challenges

CD2. Executive Function

CD2.1 Focuses and sustains attention

- Attention & engagement
- Selective attention

CD2.2 Shows flexibility in adjusting thinking and behavior to different contexts

- Flexible thinking
- Adjusting behavior to match context

CD2.3 Regulates impulses and behaviors

- Impulse control
- Delay of gratification

CD2.4 Holds and manipulates information in memory

- Short-term & working memory
- Long-term memory

CD3. Logic and Reasoning

CD3.1 Uses reasoning and planning ahead to solve problems and reach goals

- Problem solving
- Planning

CD3.2 Engages in symbolic and abstract thinking

- Pretend play
- Symbolic representation
- Abstract thinking

Physical Development and Health

PH1. Gross Motor

PH1.1 Demonstrates locomotor skills

- Body movement
- Traveling
- Climbing
- Complex movement

PH1.2 Shows stability and balance

- Core stability
- Jumping, hopping, & leaping

PH1.3 Demonstrates gross-motor manipulative skills

- Catching
- Throwing
- Striking
- Kicking

PH2. Fine Motor

PH2.1 Demonstrates fine-motor strength, control, and coordination

- Hand-eye coordination
- Grasp and manipulation

PH2.2 Adjusts grasp and coordinates movements to use tools

- Utensils
- Writing & drawing tools
- Scissors
- Variety of tools

PH3. Health and Well-Being

PH3.1 Demonstrates interest in engaging in healthy eating habits and making nutritious food choices

- Communicating needs
- Exploration of food experiences
- Food knowledge

PH3.2 Shows awareness of safe behavior

- Awareness of safe behavior and signals of danger
- Understanding of safety rules and practices

PH3.3 Engages in a variety of developmentally appropriate physical activities

- Participation in physical activity
- Knowledge of benefits of physical activity

PH3.4 Takes appropriate actions to meet basic needs

- Communicating needs
- Personal care routines
- Health habits

Language Development

LD1. Receptive Language

LD1.1. Understands and responds to language (in child's home language)

- Vocabulary & language comprehension
- Follows directions

LD2. Expressive Language

LD2.1. Uses increasingly complex vocabulary, grammar, and sentence structure (in child's home language)

- Expressive vocabulary
- Grammar & sentence structure
- Clarity of communication

LD3. Communication Skills

LD3.1. Communicates using social and conversational rules

- Conversations
- Social rules of language

LD4. English Language Development of Dual Language Learners

LD4.1. Demonstrates progress in attending to, understanding, and responding to English

- English language development
- Home language development

LD4.2. Demonstrates progress in speaking and expressing self in English

- English language development
- Home language development

Emergent Literacy

EL1. Engagement in literacy experiences and understanding of stories and books

EL1.1 Shows interest in literacy experiences

- Engagement in literacy experiences
- Variety of interests

EL1.2 Engages in read-alouds and conversations about books and stories

- Engages with books and stories
- Story comprehension
- Story structure
- Informational texts

EL2. Phonological Awareness

EL2.1 Notices and manipulates the sounds of language

- Exploration of sounds of language
- Rhyme
- Alliteration
- Manipulating units of language

EL3. Knowledge and Use of Books, Print, and Letters

EL3.1 Responds to features of books and print

- Book knowledge
- Print knowledge

EL3.2 Shows knowledge of the shapes, names, and sounds of letters

- Alphabet knowledge
- Letter–sound connections

EL3.3 Demonstrates emergent writing skills

- Pre-writing exploration
- Letter and print writing concepts
- Early word writing

Mathematical Thinking

MT1. Number Concepts and Operations

MT1.1. Demonstrates number sense and an understanding of quantity

- Number names & count sequence
- Comparison of quantity
- Connection of number, numeral, & quantity

MT1.2. Explores combining and separating groups (numerical operations)

- Changes in quantity
- Addition & subtraction
- Early division and fractions

MT2. Algebraic Thinking

MT2.1. Uses classification and patterning skills

- Classification
- Patterning

MT3. Measurement and Comparison

MT3.1. Participates in exploratory measurement activities and compares objects

- Measurement
- Comparison
- Seriation

MT4. Geometry and Spatial Sense

MT4.1. Explores and describes shapes and spatial relationships

- Shape knowledge
- Spatial sense
- Shape manipulation

Science and Technology

ST1. Scientific Practices

ST1.1. Engages in the scientific process to collect, analyze, and communicate information

- Observations, questions, & predictions
- Investigations & hypothesis testing
- Data analysis & communication

ST2. Knowledge of Science Concepts

ST2.1 Demonstrates knowledge of core science ideas and concepts

- System parts & wholes
- Structure & function
- Stability & change

ST3. Knowledge of Science Content

ST3.1 Demonstrates knowledge of the characteristics of living things, the earth's environment, and physical objects and materials

- Living things
- Nature & the environment
- Physical objects & materials

ST3.2 Uses tools and engineering practices to explore and solve problems

- Knowledge & use of tools
- Engineering practices & thinking

ST3.3 Engages in developmentally appropriate interactions with technology and media that support creativity, exploration, and play

- Technology handling
- Digital literacy
- Digital citizenship

Social Studies

SS1. Family, Community, and Culture

SS1.1 Demonstrates positive connection to family and community

- Learning community
- Family & cultural identity
- Awareness of roles in society

SS2. History and Geography

SS2.1 Shows awareness of sequence and change over time

- Awareness of past & future
- Time concepts

SS2.2 Demonstrates simple geographic knowledge

- Awareness of location and place
- Geography concepts

Creativity and Aesthetics

CA1. Music and Movement

CA1.1. Explores through listening, singing, creating, and moving to music

- Exploration of music & movement
- Music & movement concepts
- Musical expression & appreciation

CA2. Visual Arts

CA2.1 Explores, manipulates, creates, and responds to a variety of art media

- Exploration of art
- Art concepts
- Art appreciation & expression

CA3. Drama

CA3.1 Explores feelings, relationships, and concepts through imitation, pretend play, and sociodramatic play

- Exploration of drama
- Drama concepts
- Drama appreciation & expression